

Tswmtsaa cov thwjtim kuas tswmtsaa tau lwm tug

PHOO NTAWV CUABYEEJ QHA KEV
COBQHA YAAM YOOJYIM RUA COV
PAWGNTSEEG KWS PEHAWM VAAJTSWV
HUV TSEV, PAAB TUABNEEG MIV MIV
KWS KAWM VAAJTSWV TXUJLUG UA KE,
HAB HUV COV PAABPAWG THWJTIM KWS
YUAV COJ MOOG TXUG KEV TSAA
PAWGNTSEEG

Daniel B. Lancaster Ph.D.

T4T Press

Copyright © 2014 by Daniel B. Lancaster, Ph.D.

All rights reserved. No part of this book may be reproduced or transmitted in any form or by any means, electronic or mechanical, including photocopying, recording or by any information storage and retrieval system, without written permission from the author, except for the inclusion of brief quotations in a review.

T4T Press
First Printing, 2011
www.t4tpress.com

Book Layout ©2013 BookDesignTemplates.com

All scripture quotations, unless otherwise indicated, are taken from the HOLY BIBLE, NEW INTERNATIONAL VERSION®, NIV® copyright © 1973, 1978, 1984 by International Bible Society. Used by permission of Zondervan. All rights reserved.

Scripture quotations marked (NLT) are from the Holy Bible, New Living Translation, Copyright © 1996, 2004, used by permission of Tyndale House Publishers, Inc., Wheaton, Illinois, 60189. All rights reserved.

Scripture quotations marked (NASB) are from the NEW AMERICAN STANDARD BIBLE®, Copyright © 1960, 1962, 1963, 1968, 1971, 1972, 1973, 1975, 1977, 1995 by The Lockman Foundation. All rights reserved.

Scripture quotations marked (HCSB) are from the Holman Christian Standard Bible® Copyright © 2003, 2002, 2000, 1999 by Holman Bible Publishers. All rights reserved.

Scriptures quotations marked (CEV) are from the Contemporary English Version Copyright © 1995 by American Bible Society. Used by permission.

Library of Congress Cataloging-in-Publication Data
Making Radical Disciples/ Daniel B. Lancaster, Ph.D. —2nd ed.
ISBN 978-0-9831387-0-9

COV ZAAJ KAWM HAB NPLOOJ NTAWV

Cov Lug Qha	3
Lug Uatsaug.....	5
Preface.....	7
Feem 1 Cov Koutxwv Kawm	13
Tswv Yexu Le Kovtxwv.....	15
Cobqha Cov Kawm	23
Kev Pehawm Vaajtswv Yaam Yoojyim	33
Feem 2 Kev Cobqha	39
Kev Togtxais	40
Kev Fuamvaam	49
Kev Hlub.....	65
Kev thov Vaajtswv.....	79
Kev Noog Lug	94
Kev Moog Kev	111
Kev Tawm Moog.....	127
Kev Tshaajtawm	139

Kev Tseb Noobqoob.....	155
Kwv Ntoo Khaublig.....	167
Feem 3 Has Txug Cov Hauupaug Lug.....	175
Kawm Ntxwv.....	177
Cov Lug Qha Kuas Nkaagsab Txug Kev Cobqha 1.....	179
Cov Lug Qha Kuas Nkaagsab Txug Kev Cobqha 2.....	181
Cov Lug Qha Kuas Nkaagsab Txug Kev Cobqha 3.....	191
Lwm yaam cuabyeej.....	197

COV LUG QHA

*“..Hab qha kuas puab paub ua lawv
le txhua yaam kws kuv tau qha rua mej lawm.”*

Tswv Yexu lu lug txwb thaum xaus txug cov ntseeg suavdawg kws tau has tseg thaum ob txheeb xyoo lug lawm, tseem muaj qhov tseem ceej, hab txhawb kuas peb suavdawg ua tseem nyob txug naj nub nua. Kev ua lawv txhua yaam kws Tswv Yexu has pev txug daab tsw? Tsww Yexu tug tubtxwb Yauhaa tau has tseg tas yog peb yuav sau txhua yaam kws Tswv Yexu has hab ua, tshai tas yuav pu nkaus cov ntawv thoob qaabntuj. (Yauhas 21:25) Yeej los tseeb tas Tswv Yexu yeej muaj tej yaam nyob hu Nwg sab kws tuablu hab ua tau yoojyim. Nyob rua ntawm thawj feem huv kev qha “Ua Lawv Le Tswv Yexu” nyob rua huv kev cobqha kev tswmtsaa cov thwjtim kuas tsaa tau lwm tug yaam yoojyim. Dr.Dan Lancaster tau rhu cov duab huv Vaajtswv txuj moo-zoo lug tau yim daim. Thaum ua lawv cov dluab ntawd, yuav hloov tau cov ntseeg Vaajtswv kuas kaagsab txug txujkev ua Tswv Yexu cov thwjtim kws muaj tug yaamntxwv zoo le Vaajtswv tau.

Huv phoo ntawv qha *Kev Tswmtsaa cov Thwjtim Kuas Tsaa Tau Lwm tug*, xf. Dan muaj lub homphaj sab dhau kev sau dua phoo ntawv txug kev tsaa cov thwjtim yaam yoojyim. Yog xf. Dan muaj lub homphaj kws yuav tsaa txujkev tswmtsaa cov thwjtim kuas fu-amvaam. Yog le ntawd, nwg txhaj le swv swjhawm plaub xyoo lug qha, ua lawv lu lug qha, tshuajntuag hab khu nwg teg daagnum cobqha cov thwjtim txug thaum kws nwg tau pum tas txujkev cobqha nuav tsw yog hloov cov ntseeg tshab kuas zoo le Tswv Yexu cov thwjtim

xwb, tabsws tseem ntxauv puab kuas yog cov thwjtim kws moog qha tau lwm tug ntawm puab tugkheej hab.

Tomqaaj kws tau tswmkhu kev cobqha lawm, xf. Dan tau ua Tswv Yexu lub cev cov daagnum lug ntawm kev rhu cov ntsablug kws tsw tseemceej tawm kuas nkaag sab tau yoojyim hab coj moog swv tau rua txhua haivneeg huv qaabntuj nua. *Kev tswmtsaa cov Thwjtim Kuas Tsaa Tau Lwm tug* yog ib yaam kws yuav txhawb hab faib kev tshawb nrhav kws tsw muaj nub kawg kuas zoo le Tswv Yexu, hab tsaavtshaaj Vaajtsv lub tebchaws dhau ntawm cov thwjtim tshab thoob qaab ntuj nua.

Kev tsaa cov thwjtim ntawm lub swjhawm kws tuabneeg huv qaabntuj nua ua lawv kev nplajteb tsw yog yam yoojyim, tabsws tsw yog yaam kws ua tsw tau, lossws yog dua txujkev rua yug xaiv xwb. Lub swjhawm kws peb tshawb nrhav hab kawm xf. Dan phoo ntawm cobqha nuav, peb yuav pum txug cov thwjtim kws xyum lawv hab cov thwjtim kws moog qha tau lwm tug kws yuav ua rua peb pum txujkev kws twb tau tshuajntuag lug lawm tas swv tau tseeb tag.

Davib Kalixaa (David Garrison)

Xeev Tseejmain, Thaibteb

LUG UATSAUG

Thov uatsaug txug cov ntseeg ntawm peb pawngtseeg huv tebchaw Amelika kws yog qhov chaw kws kev cobqha “*Ua Lawv Le Tswv Yexu*” lub hauvpaug ntawm kaum-tswb xyoos kws dhau lug, yog pawngtseeg Community, nroog Hamington, xeev Texas (pawngtseeg kws nyob tom nrau moos lub), pawngtseeg New Covenant Baptist nroog temple, xeev Texas (pawngtseeg kws tsom ntsoov kev tsa cov thwjtim) hab pawngtseeg Highland Fellowship nroog Lewisville, xeev Texas (pawngtseeg kws nyob tom ntug moos) ob peb xyoo dhau lug, peb pum kev cobqha “*Ua Lawv le Tswv Yexu*” Tswv Yexu cov duab luj hlub ntawm plaub daim moog ua xyaa daim hab txug thaum kawg muaj yim dlaim. Peb cobqha hab tshaajtawm ua ke ntau heev hab suavdawg txujkev hlub hab lu lug thov Vaajtswv ua rua kev cobqha tau thawv paj txw txwv rua ntau haiv tuabneeg huv qaabntuj nua!

Cog thawjcoj kws pub kev koom teg ntawm ntau lub tebchaws nyob rua ib puag cig thaibteb paab khu kev cobqha kuas zoo hab npaaj phoo ntawv cuajyeej rua kev cobqha “*Ua Lawv Le Tswv Yexu*” rua ntau lub tebchaws. Vem txhawj txug teebmeem tej yaam huv cov tebchaws nuav, kuv txhaj qha txug cov tebchaws nuav le npe tsw tau. Ntawm kev koomteg kws nruaj khov, ib pawg tuabneeg kws nyob rua ntawm peb lub tebchaws tau paab khu kev cobqha lub swjhawm kws tseem cobqha ntawm puab ib thaajtsaam hab tseem cobqha ntxwv moog tav ntau phaum hab kev coj qha muaj kev fuamvaam ntau heev.

Ua tsaug txug coob leej kws paab kev cobqha lug ntawm lu lug thov Vaajtswv, paab has rua peb paub tas kev cobqha zoo los tsw zoo, hab paab txhawb nqaa peb tug daagzug txhua lub swjhawm ntawm plaub xyoo lug nuav kws peb tswmkhu kev cobqha txhua qeb rua huv cov tebchaws kws nyob puag cig Thaibteb. Mej tau muab sab paab

khu kev cobqha lug ntawm txhua txuj hauvkev kws zoo hab muaj nujnqe heev.

Peb txhua leeg yog tug tau txais kev qhuab qha lug ntawm cov xwbfbw le kev qeg peev hab kev kawm pauj kws puab muaj dhau lug lawm. Kuv xaav ua tsaug txug K.xf.Ronnie Capps, Dr. Roy J.Fish, K.xf.Craig Garrison, Dr. David Garrison, Dr.Elvin McCann, kws xf. Dylan Romo, hab Dr.Thom Wolf rua mej lub neej kws muaj fwjchim rua kuv lub neej ib yaam le Tswv Yexu cov thwjtim.

Tshwjxeeb uatsaug txug Drs.George Patterson hab Galen Currah kug mej le yeebyom ntau qhov kws muaj nyob huv kev cobqha nuav.

Thaum kawm nuav, kuv thov uatsaug txug kuv tsevneeg rua puab le lug txhawb zug hab txhawb nqaa. Kuv cov mivnyuas, Jeff, Zach, Karis, hab Zane, kws puab yog qhov cuab kuv txujkev ntseeg, kev vaam, hab kev hlub kws tsw txawj kawg..

Holli, kuv tug qospuj, tau ua yaam num tshwjxeeb yog nyeem hab khu tej lu lug huv phoo ntawv nuav ntau zag kuas zoo hab pub kev xaav ntau yaam. Nwg tau tsaav kev xaav zoo ntau yaam lug ntawm kev kawm paub kws nwg ua tug coj hab nwg yog tug muaj kev ncaajceeg pub kev xaav zoo ntau yaam rua peb tau swv huv kev cobqha nuav txhua zag ntawm kaum-tswb xyoo lug nuav.

Thov Vaajtswv foom koojmoov rua mej suavdawg, ntawm lub swjhawm kws peb tseem saamswm cobqha hab txhawb nqaa cov thawjcoj phaab ntsujplig kws muaj kev kub sab hab coj kev khu moog rua txhua haiv neeg ntxwv moog!

K.xf. Taniyee Leecexatau (Dr.Daniel B. Lancaster, PH.D)
Southeast Asia

Preface

Zoo sab tog txais lug rua huv kev cobqha “Kev tswmtsaa cov Thwjtim Kuas Tsaa Tau Lwm tug,” feem ib huv kev cobqha “Ua Lawv le Tswv Yexu!” (Follow Jesus Training (FJT)) Thov Vaajtswv foom koobmoov kuas mej tau kev zoo thaum mej ua lawv Tswv Yexu. Thov rua kuas mej teg daagnum tawg paaj txw txwv hab ua kuas cov ntseeg fuam-vaam txug qos pua pawg huv lub swjhawm kws mej maav maav nruv Tswv Yexu taug kev moog qha cov kws tsw tau nov Vaajtswv txuj moozoo.

Phoo ntawv cuabyeej kws mej saamswm tuav nyob huv mej txhais teg nuav yog ib qhov kev cobqha kws tau ua tav lawm kws nyob rua sau Tswv Yexu le kovtxwv kuas moog thooq qaab ntuj. Phoo ntawv nuav yog teg daagnum kws tau ua tav lug ntawm ntau xyoo kws tau swm swv rua huv tebchaws Amelika hab cov tebchaws kws nyob ib puag cig Thaibteb. Phoo cuabyeej nuav tsw yog kev qha xwb, tabsws yog kev xyum ua. Ca le swv phoo cuabyeej nuav moog ua kuas muaj kev txawvtxaav kws pum tau tseeb rua huv qaab ntuj nuav thaum mej ua num nruv Vaajtswv. Peb tau ua lug lawm tes mej yeej yuav ua tau ib yaam nkaus hab.

Tomqaab kws tau chiv cuab pawgntseeg nyob tom nrau hab ib puag cig moos huv tebchaws Amelika lawm, Vaajtswv tau hu peb

tsevneeg tuaj ua Nwg teg dlaagnum rua cov tebchaws kws nyob ib puag cig Thaibteb kuas coj hab cobqha cov thawjcoj. Kuv tau ua tug kws cuab tsaa pawgntseeg huv tebchaws Amelika lug kaum tawm xyoo hab tau cob tau qha lwm tug cuabthawj tsaa pawgntseeg hab. Nwg nyuab npaum le caag kws yuav txaus chaws hlaa havtswv tuaj ua dejnum kws zoo ib yaam? Peb tsevneeg tau tuaj ntawm kev vaam hab ca sab heev.

Lub swjhawm kws tseem kawm lug, kuv tau cuab kev cobqha nrug lwm tug thawjcoj. Eb cuab kev cobqha swv swjhawm ib zag yog xyaa nub txug zaaj kev ua Tswv Yexu tug thwjtim hab tsaa pawgntseeg. Txhua zag yuav muaj peb-caug txug plaub-caug leej tua kawm. Puab has tas kev cobqha nuav zoo heev hab puab hum sab kev cobqha heev. Txawm le caag los xwj, muaj ib yaam ua rua kuv txhawj, yaam ntawd yog puab tsw coj yaam kws puab kawm moog qha lwm tug.

Najnum nwgnuav tim tebchaws Amelika, koj zaam hab tsw qha kev Vaajtswv tau vem yog peb muaj kev kaagsab txug Vaajtswv txuj lug kws zoo le lub huavpaug rua huv peb txujkevcai lawm txawm yog cov tuabneeg tsw ntseeg los puab kuj nkaagsab ib yaam. Tabswv cov tuabneeg ib thaajtsaam kws kuv ua nug nuav, cov tsw ntseeg yeej tsw nkaagsab txug Vaajtswv txuj lug hlo le. Tim tebchaws Amelika, muaj qhov tseeb tas ntswb tug tsw ntseeg yuav ntswb ib tug ntseeg kws muaj lub neej kws muaj fwjchim rua tug tsw ntseeg, tabswv tom lub tshaav kws ua Vaajtswv teg dejnum, peb laav tsw tau tas yuav muaj tej tug kws zoo le nuav.

Yog le ntawd, lub swjhawm kws muaj kev tsw ruajsab le nuav, peb txhaj tsw paub tas yuav zoo le caag ntxwv moog. Peb cobqha yaam kws peb xaav tas “zoo lawm” kuas puab tsw coj lug swv qha lwm tug ntxwv moog. Qhov tseeb zoo le peb taabtom nqug “cov kws kawm kev cobqha” Ib qhov tseeb yog peb tau npaaj mov zaub rua cov tuaj kawm kev cobqha ntawm tej lub tebchaws kws txomnyem hab tsw muaj noj, peb pum tas mov zaub yog yaam kws tshoov puab lub sab

kuas tuaj xwb. Yaam kws yuav tshwmswm rua tom ntej nuav ua rua kuv pheemfwj hab txu kuv lub fwjchim.

Tom qaab kev cobqha ib zag, kuv nyob huv tsev muag kafe nrug tug txhais lug hab kuv nug nwg tej yaam kws yoojyim tas:

“Yauhaa!¹ koj xaav tas cov kws tuaj kawm kev cobqha zag nuav yuav koj moog swv hab qha lwm tug npaum le caag?”

Yauhaa tsw tej kuv lu lug nug. Nwg tug yaamntxwv ua rua kuv paub tas nwg tsw xaav tej kuv lu lug nug. Ntawm Yauhaa puab lub tebchaws le kevcai, cov tub kawm ntawv tsw muaj cai txav txwm rua cov xwbfbw tej kev cobqha, hab Yauhaa xaav tas kuv thov nwg txav txwm rua kuv le kev cobqha. Tom qaab kws sws thaam ntxwv, kuv laav rua nwg tas nwg has txug kuv le kev cobqha tau, nwg txhaj teb kuv lu lug kws hloov txhua yaam:

“Dr.Dan, kuv xaav tas puab yuav swv koj le kev cobqha hab koj moog qha lwm tug kaum feem huv ib pua feem.”

Kuv poob sab heev tabsws kuv tsw ua rua Yauhaa puab. Kuv rov nug nwg dua yaam kws yog lub hauvpaug ntawm cov qeb kawm kws peb yuav ua rua ob xyoo ntau ntxwv lug.

“Yauhaa, koj qha kaum feem kws koj xaav tas puab yuav koj moog swv lossws taabtom swv rua kuv puas tau? Kuv lub homphaj yog khaws kaum feem ntawd ca hab muaj cov kws tshuav povtseg hab muab kev cobqha nuav lug sau dlua tshab txug thaum kws puab ua txhua yaam kws eb qha puab.”

¹ Lub npe raug txauv rua qhov zaam teebmeem.

Yauhaa qha kaum feem kws nwg ntseeg tas cov kawm yuav koj moog swv. Eb muab cov kws tsw swv povtseg hab sau kev cobqha dua tshab rua kev cobqha zag tomntej. Ib hli tomqaab, peb muaj dua zag kev cobqha kws swv swjhawm xyaa nub ib yaam le txhua zag. Tomqaab kev cobqha kuv nug Yauhaa ib yaam le qub: Puab yuav swv pis tsawg feem?

Yauhaa teb has tas “Dr.Dan, kuv muaj ntsuw ruaj sab tas puab yuav swv kev cobqha hab ua lawv kaumtswb feem ntawm txhua yaam kws koj qha puab zag nuav.”

Kuv ca le tsw muaj lug has. Yaam kws Yauhaa tsw paub yog lub hli kws dhau lug, kuv tau khu hab sau kev cobqha dua. Kuv sau yaam kws kuv xaav tas yog “yaam kws zoo tshaajplawg huv yaam kws zoo tshaajplawg” ntawm txhua yaam kws kuv tau kawmpaub lug ntawm kev ua xwbfbw rua huv tebchaws Amelika hab cobqha cov tsaaw pawngtseeg. Kev cobqha ntawd muaj yaam kws zoo tshaajplawg kws kuv tau qha...hab cov tuaj kawm nyav sws kaumtswb feem xwb!

Vem zoo le nuav, peb txhaj pibthawj tswmkhu txhua qeb huv kev cobqha *Ua Lawv Le Tswv Yexu (FJT)* hab swv swjhawm ob hlis ntau lug tswmkhu. Txhua lub hlis, peb swv swjhawm xyaa nub lug qha kev cobqha ib zag hab peb tau paub tas kev cobqha zoo npaum le caag rua tomqaab kws peb cobqha tav lawm. Ib lu lug nug kws txhawb peb tug daagzug yog cov tuaj kawm yuav koj kev cobqha nuav moog swv lossws saamswm swv pistsawg feem?

Lub hlis thij peb, cov feem kws puab koj moog swv nce txug neegkaum feem hab nce txug neegkaum-tswb feem rua lub hlis tomntej. Tej lub hlis tsw muaj kev txawvtxaav hlo le tabsws tej lub hlis cov feem kws puab koj kev cobqha moog swv nce sab heev. Ntxawm yog le caag los xwj, lub swjhawm kws peb tswmkhu kev cobqha. Muaj ib yaam kws pum tau tseeb yog peb yim cobqha kev ua lawv Tswv Yexu

npau twg, cov kawm kamyem coj kev cobqha moog qha lwm tug kuas ua lawv kev cobqha ib yaam nkaus hab.

Kuv tseem ncu txug nub kws Yauhaa hab lwm tug has rua kuv tas cov tuabneeg kws peb cobqha tau coj kev cobqha moog qha lwm tug txug cuajcaug feem. Peb tau muab ntau yaam tso povtseg tsw has cov tuabneeg phaab nub poob hab cov tuabneeg phaaj nub tuaj tej kovtxwv, cov tuabneeg txawj ntse tej kovtxwv cobqha, hab peb tej kev kawmpaub kws dhau lug. Peb kawm paub kws yuav tso sab rua Tswv Yexu hab ua lawv le Tswv Yexu cov yaamntxwv kws Nwg tau ua tseg ca rua peb ua lawv.

Qhov ntawd yog qhov kws kev cobqha Ua Lawv Le Tswv Yexu pibthawj. Kev cobqha Tswmtssa cov Thwjtim Kuas tsa tau Lwm tug yog kev cobqha kws yuav tsum nqeg teg ua kws yuav npaaj cov ntseeg lug ua lawv Tswv Yexu le kev cobqha tswb qeb kws Tswv Yexu coj moog qha tuabneeg thooob qaajntuj kws pum tau huv Vaajtswv txuj lug thawj plaub phoo huv Vaaj lug kub tshab, phoo ntawv Cov Tubkhais Teg Num hab cov ntawv kws sau xaa moog rua ntau qhov hab pawgntseeg le keebkwm. Kev cobqha lub homphaj yog nqeg teg ua kuas muaj kev txawvtxaav tsw yog kev khaws lu lug qha xwb. Vem le nuav, cov kev kawm txhaj zoo le qhov ntseeb phaab ntsujplig le “noob”: tsw taag le nuav, kev kawm tseem yog kev tawg paaj txw txwv zoo hab cov kev kawm nuav Ua Lawv หลัการ phaab ntsujplig, “เชื้อขนมมิ่งเล็กน้อยทำให้ขนมมิ่งฟูทั้งก้อน” hab txhawb cov ntseeg tug dlaagzug kuas txawj thaws paaj txw txwv hab muaj lub sab kub lug rua ntawm Tswv Yexu.

Qha cov zaaj kawm huv phoo ntawv cuabyeej nuav zoo le kuv tau sau tseg hab tsw xob txauv dlaabtsw (txauv tau tej yam kuas huv rua haiv tuabneeg kws mej ua num nrug le kevcai.) qha tswb zag yog yaam tsawg tshaaj plawg, ncu ntsoov hab xaav tas cov cobqha nrug nraim koj hab coj koj ntawm kev cobqha yaam yoojyim tswb zag ntawd. Kev cobqha Tswmtsaa Cov Thwjtim kuas tsa tau lwm tug tseem muaj

ntau yaam kws yuab hab pum tsw tseeb txug thaum kws koj tau cobqha lwm tug ib qeb dhau ib qeb ntau zag. Txug najnub nwgnuav, peb tau cobqha ntau txheeb leej (cov ntseeg hab tsw ntseeg) lug ntawm phoo ntawv cuayeej nuav rua huv tebchaws Amelika hab cov tebchaws ib thaajtsaam nuav. Ua lawv cov lu qha huv phoo ntawv nuav rua qhov zaam kev ua yuamkev kws lwm tug tau ua lug lawm! Ncu ntsoov tas tug tuabneeg ntse kawm paub ntawm nwg txujkev txhum, tug ntse dhau kawm paub lug ntawm lwm tug le kev txhum.

Thaum mej cuab cobqha, thov has rua mej paub tas kev cobqha Ua Lawv Le Tswv Yexu tau hloov peb ntau heev ib yaam nkaus le kws hloov tug kws peb cobqha. Thov Vaajtswv ua num rua mej ib yaam le kws Nwg ua rua peb hab pub rua mej lub neej ntau hab ntau ntxwv moog!

FEEM 1
COV KOVTXWV
KAWM

Tswv Yexu Le Koutxwu

Tswv Yexu cov kovtxwv kws coj moog qha txug txhua haiv tuabneeg ntawd loos txug tswb qeb kws tau has dhau lug lawm yog luj hlub ruaj khov huv Vaajtswv, tshaajtawm Vaajtswv txuj moozoo, tswmtsaa thwjtim, pibthawj pawgntseeg miv miv kws yuav luj hlub moog ua pawgntseeg luj, hab tswmkhu cov thawjcoj. Txhua qeb nuav nyag nyob nyag tabsws kuj thuav daav moog rua lwm qeb hab. Kev cobqha huv FJT paaj txhawbqaa cov cobqha kuas ua cov kws txhwb kev pib pawgntseeg rua huv cov ntseeg hab ua lawv Tswv Yexu.



Phoo ntawv cuabyeej kev cobqha *Kev Tswmtsaa Cov Thwjtim Kuas Tsaa Tau Lwm tug* qha thawj peb qeb yog luj hlub ruaj kho huv Vaajtswv, tshaajtawm Vaajtswv txuj moozoo, hab tswmtsaa thwjtim. Cov kawm tau txais zeemmuag lug ua kuas cov thwjtim fuamvaam hab cobqha txujkev coj pawgnsteeg miv, thov Vaajtswv, noog Tswv Yexu cov lug has kuas cov ntseeg yuav tsum ua, hab moog kev lug ntawm Vaaj ntsujplig kws dawb huv tug fwmchim (luj hlub ruaj kho huv Vaajtswv). Cov kawm yuav tshawb ntswb txujkev nrug Tswv Yexu ua daagnum tsw has thaum twg kws puab taabtom ua dejnum; puab kawm puab kev ua timkhawv, tseb Vaajtswv txuj lug, hab faib zeemmuag rua lwm tug kuas muaj kev fuamvaam rua huv puab haiv tuabneeg (tshaajtawm Vaajtswv txuj moozoo). Thaum kawm tav lawm, puab yuav tau txais tej cuabyeej kws coj moog tswmtsaa thwjtim (qeb peb) hab coj puab txuj hauv kev moog ua paab ua pawg.

Cov kawm kws ncaajnceeg coj kev cobqha *Kev Tswmtsaa Thwjtim Kuas Tsaa tau Lwm tug* moog qha lwm tug, tej zag yeej qha *Kev Pib*

Tsaa Pawgntseeg Kws Muaj Zug lossws Kev Cobqha Cov Thawjcoj Kws Muaj Zug los tau yog puab cheem txug. Kev Pib Tsaa Pawgntseeg Kws Muaj Zug yog ib txujkev cobqha kws raug tswm lug txhawb pawgntseeg tug dlaagzug kuas pib pawgntseeg (qeb plaub huv Tswv Yexu cov kovtxwv), yuav coj moog txug rua kev tswmtsaa pawgntseeg tau. Kev Cobqha Cov Thawjcoj Kws Muaj Zug yog ib txujkev cobqha kws raug tswm lug tswmkhu cov thawjcoj kws muaj lub sab kub lug phaab ntsujplig (Tswv Yexu cov kovtxwv qeb tswb) hab ua lawv nraim moog rua lub homphaj thaum kawg ntawm kev tswmtsaa pawgntseeg. Ob txujkev cobqha nuav tshawbnrhav Tswv Yexu teg daagnum hab teb kev ua dejnum kws pub tug yaamntxwv hab tej cuabyeej kws ua rua cov kawm tawg paaj txw txwv rua ntawm puab tug kheej hab coj moog qha tau rua lwm tug.

Cov nqai Vaaj lug kub kws sau rua ntawm nuav pub kev ruaj sab rua Tswv Yexu cov kovtxwv tswb qeb kws tau has taag lug lawv ntawm Tswv Yexu cov dejnum. Petu hab Povlaj cov kovtxwv tau qha rua peb pum tas ob tug ua lawm Tswv Yexu lug ntawm kev ua ib yaam nkaus le Tswv Yexu txujkev. Kev cobqha kev tswmtsaa cov thwjtim kuas tsaa tau lwm tug muaj peevxwm ua rua peb ua zoo ib yaam nkaus hab.

Tswu Yexu

LUJ HLUB RUAJ KHO HUV VAAJTSWV

–Luka 2:52–Yexu luj hlub zoo, nwg muaj tswvyim, nwg ua hum Vaaajtswv sab hab ua hum suavdawg sab.

FAIB QHA VAAJTSWV TXUJ MOOZOO

–Malakau 1:14,15–Thaus muaj tuabneeg muab Yauhaa kaw rua huv tsev lojcuj lawm, tomqaab ntawd Yexu moog peg Kalilai tebchaws, Yexu

qha Vaajtswv Txuj moozoo peg. Yexu qha has tas, tub txug lub swjhawm Vaajtswv lug kaav tuabneeg lub sab lawm. Mej ca le tso mej tej kevtxhum tseg lug ntseeg Txuj moozoo.

TSWMTSAA THWJTIM

–Malakau 1:16-18–Thaus Yexu taabtom taug ntugdej Havtswv Kalilai, nwg pum ob tug txivneej, Obtug yog cov tuabneeg nrhav ntseg. Ib tug yog Ximoo, ib tug yog Ximoo tug kwv Atali. Obtug taabtom muab vaag ntaus ntseg huv Havtswv. Yexu has rua obtug has tas, meb ca le nrug kuv moog, kuv yuav qha meb nrhav tuabneeg ib yaam le meb nrhav ntseg. Taamswm ntawd obtug txawm tso plhuav vaag tseg nrug Yexu moog.

PIB PAABPAWQ COV NTSEEG/PAWQNTSEEG

–Malakau 3:14,15–Kaum-ob leeg kws nwg xaiv ntawd nwg hu ua cov thwjt看. Nwg has rua puab has tas, Kuv xaiv mej lug nrug kuv nyob. Kuv yuav khaij mej moog qhuab qha, hab kuv yuav pub fwjchim rua mej ntab tau dlaab tawm. (hab saib ntxiv rau Mlk 3:16-19,31,35)

COBQHA COV THAWJCOJ

–Malakau 6:7-10–Yexu hu kaum-ob tug thwjt看 lug cuag nwg, nwg khaij puab moog qha Txuj moozoo, nwg kuas puab ob leeg moog ib qho. Nwg pub fwjchim rua puab kuas puab ntab tau dlaab tawm. Nwg has rua puab has tas, mej tsi txhob nqa dlaabtsi moog. Ruas pub mej nqa tug paansreg xwb. Tsi txhob ntim mov, tsi txhob khuam naab thoobpuab, lossis npaaj nyaj moog. Mej yuav tsum rau khau, tabsis tsi txhob npaaj tsoog tsho moog hloov. Yexu has ntxiv rua puab has tas, thaus mej moog txug lub moos twg, yog yim twg zoo sab hu mej moog huv puab tsev, ces

mej ca le moog su huv yim ntaud moog txug nub mej tawm huv lub moos ntaud moog(hab saib ntxiv rua Mlk 6:11-13)

Petus

LUJ HLUB RUAJ KHO HUV VAAJTSWV

–Cov Tubkhai 1:13,14–Thaus puab moog txug huv Yeluxalees lawm, puab moog tom ib lub tsev hab nce moog rua ib chaav txheej sau. Chaav ntaud yog chaav kws Petus, Yauhaa, Yakaunpaus, Atalis, Filis, Thaumas, Palaumais, Mathais, Alafais tug tub Yakaunpaus, Ximoos tug ua teb ua chaw, hab Yakaunpaus tug tub Yudas moog su. Puab cov nuav hab ib cov quaspuj, hab Maivlag kws yog Yexu nam, hab Yexu cov kwm, puab pheed tuaj ua ke thov Vaajtswv huv chaav tsev ntaud.

TSHAAJ TAWM VAAJTSWV TXUJ MOOZOO

–Cov Tubkhai 2:38,39–Petus teb puab has tas, mej txhua tug nyag yuav tsum tso nyag tej kev txhum tseg hab ua kevcai raus dlej kuas suavdawg pum has tas, mej yog cov ntseeg Yexu Khetos. Vaajtswv yuav zaam mej lub txim hab pub Vaajtswv tug Ntsujplig rua mej, rua qhov Vaajtswv cog lug tseg has tas, Vaajtswv yuav pub nwg tug Ntsujplig rua mej, rua mej cov xeebntxwv hab rua cov tuabneeg kws nyob dleb, txhua tug kws Vaajtswv xaiv lug ua Vaajtswv haiv tuabneeg.

TSWMTSAA THWJTIM

–Cov Tubkhai Teg Num 2:42, 43–Puab najnub tuaj kawm tej kws cov tubkhai qha. Puab sib raug zoo. Puab tuaj noj mov ua ke, puab koom noj Yexu rooj mov hab thov Vaajtswv. Thaus suavdawg pum tej txujci luj hab tseemceeb kws cov tubkhai ua puab xaav tsi thoob le.

PIB PAABPAWŶ COV NTSEEG/PAWŶNTSEEG

–Cov Tubkhai 2:44-47–Cov ntseeg ua ib lub sab nyag taug nyag nqaa nyag tej qhov txhua chaw tuaj sib paab. Puab nyag muab nyag tej laj tej teb hab tej qhov txhuua chaw muag, hab muab tej nyaj ntawd tuaj faib rua suavdawg laww le tug muaj chaw siv. Puab najnub moog nyob ua ke noog lug qhuabqha huv lub tuamtsev. Puab moog noj Yexu rooj mov hab noj mov ua ke huv puab tej tsev ib lub dhau ib lub, txawm yog muaj ntau muaj tsawg los, puab suavdawg zoo sab noj. Puab ua Vaajtsww tsaug tsi tseg, hab tej tuabneeg fwm puab. Tug Tswv kws yog Vaajtsww najnub coj tuabneeg lug ntseeg coob zuzjug ntxiv.

COBQHA COV THAWJCOJ

–Cov Tubkhai 6:3, 4–Yog le ntawd cov kwvtij es, mej ca le xaiv cov tuabneeg kws tuaj nyob ntawm nuav xyaa leej lug. Peb yuav tsaav puab ua cov saib suavdawg tej nyajtxag. Xyaa leej ntawd yuav tsum yog cov kws suavdawg fwm, cov kws muaj Vaajtsww tug Ntsujplig kaav puab, hab muaj tswvyim ua tau txuj dlejnum nuav. Yog peb ua le ntawd peb txhaj muaj sijhawm thov Vaajtsww hab moog qha Vaajtsww txujlug.

Poulauj

LUI HLUB RUAJ KHO HUV VAAJTSWW

–Kalatias 1:15-17–Tabsis Vaajtsww hluv kuv, nwg tub xaiv kuv ca puag huv nruabthab lug lawm, hab hu kuv lug ua nwg txuj dlejnum. Vaajtsww pum zoo qha nwg tug Tub rua kuv paub, rua qhov nwg xaav kuas kuv moog qha txujmoo zoo kws has txug nwg tug Tub rua lum haiv tuabneeg noog. Thaus ntawd kuv tsi tau moog nrug leejtwg saab laaj. Hab kuv tsi

tau moog nraag lub nroog Yeluxalees moog saib cov kws xub ua tubkhai dlua kuv lawm. Tabsis kuv txawm ca le moog rua nraag Alanpias tebchaws, hab ca le rov qaab moog peg lub moos Damaxes.

TSHAAJ TAWM VAAJTSWV TXUJ MOOZOO

–Cov Tubkhai 14:21–Thaus Povlaj hab Npana-npa qha Txujmoo zoo huv lub moos Delanpes muaj ntau leej lug ntseeg. Tomqaab ntawd obtug rov qaab moog peg lub moos Lexathas, lub moos Ikaunias, hab lub moos Athi-aukias huv Pixidias tebchaws...

TSWMTSAA THWJTIM

–Cov Tubkhai 14:22–Ob tug txhawb cov ntseeg lub zug, hab ntuag puab kuas puab muab sab rau ntseeg tsi txhob tso tseg. Obtug qha puab has tas, peb cov ntseeg yeej yuav raug ntau yaam kev txomnyem, peb txha ua tau Vaajtswv haiv tuabneeg.

PIB PAABPAWQ COV NTSEEG/PAWQNTSEEG

–Cov Tub Khai 14:23–Txhua qhov kws muaj cov ntseeg nyob, Povlaj obtug moog tsaas ib co txivneej ua txwjlaug saib puab. Thaus suavdawg thov Vaajtswv hab ua kevcai yoo mov taag, Povlaj obtug muab cov ntseeg tso rua tug Tswv kws puab ntseeg saib.

COBQHA COV THAWJCOJ

–Cov Tubkhai 16:1-3–Povlaj moog txug peg lub moos Delanpes hab lub moos Lexathas. Cov ntseeg kws nyob huv lub moos Lexathas muaj ib tug npe hu ua Timautes. Timautes nam yog ib tug tuabneeg Yudais kws ntseeg YexuKheto, tabsis Timautes txiv yog tuabneeg Kilis. Cov ntseeg kws nyob huv lub moos Lexathas hab lub moos Ikaunias puavleej fwm

Timautes. Povlauj xaav coj Timautes nruq nwg moog, Povlauj txawm muab Timautes ua kevcai txav. Povlauj ua le ntawd rua qhov cov tuabneeg Yudais huv lub tebchaws ntawd puavleej paub has tas Timautes txiv yog tuabneeg Kilis.

Pawgntseeg le keebkwm

Dhau ntawm pawgntseeg le keebkwm, peb pum tswb qeb ntawd tau tseeb. Cov tuabneeg hab cov dlejnum tsw has yog St. Benedict, St. Francis tom moos Assisi, Peter Waldo hab Waldensian, Jacob Spener hab Pietists, Gilbert Tennant hab Baptists, Dawson Trotman hab Navigators, Billy Graham hab modern Evangelicalism, lossws yog Bill Bright hab Campus Crusade for Christ, suavdawg swv tuab tug yaamntxwv ib zag dhau ib zag.

Tswv Yexu tau has tseg tas, “Kuv yuav tsaav kuv lub tuamtsev” nyob rua huv Mathais 16:18. Tug yaamntxwv nuav yog Nwg le kovtxwv hab FJT paab cov ntseeg kuas ua lwav le Tswv Yexu lug ntawm puab lub sab, tug ntsujplig, kev xaav, hab tug zug.

Cobqha Cov Kawm

Zaaj nuav qha ntau zog txug kev cobqha cov tuaj kawm kws yuav ua kuas tawg paaj txw txwv tau. Thawj yaam yog peb yuav qha kuas paub tas mej yuav vaamkhom daabtsw tau tom qaab kws swv kev cobqha Kev tswmmtsa Cov Thwjtim Kuas Tsaa Tau Lwm Tug lug qha cov tuaj kawm lawm. Peb tau pum Vaajtswv foom koobmoov rua cov kev cobqha nuav ntau zag. Ntxwv moog, peb yuav npaaj txuj hauvkev kev cobqha rua mej kws loos txug, 1) kev qhuas Vaajtswv 2) lu lug thov Vaajtswv 3) kev kawm 4) xyum ua, lug ntawm lu lug has kuas cov ntseeg yuav tsum ua kws tseemceej tshaajplawg. Thaum kawg, peb yuav qha tejaam kws peb tau ntswb thau peb cobqha kws pev zoo le tug yumswj tseemceej huv kev cobqha cov kws tuaj kawm.

Yaam Kws Yuav Tau Txais

Tomqaab kws kawm Kev Tswmmtsa Cov Thwjtim Kuas Tsaa Tau Lwm tug lawm, cov kawm yuav muaj peevxwm:

- Qha kev ua thwjtim thaum chiv kaum zaaj kws nyob rua yaam kws Tswv Yexu ua rua lwm tug, swv txujkev cobqha kws cov kawm coj moog qha lwm tug tau.
- Ncu ntsoov yim daim duab kws pum tau tseeb txug tug yaamntxwv kws ua lawv Txwv Yexu.
- Coj cov kawm paab miv miv pehawm Vaaitswv kws nyob rua sau lu lug has kuas cov ntseeg yuav tsum ua kws tseemceej tshaajplawg.
- Ua timkhawv hab qha Vaaj lug kub lug ntawm kev ruaj sab huv yug tug kheej.
- Qha cov zeemmuag kws pum tau tseeb kws yuav coj moog coj cov tuabneeg yuamkev hab swv Cov Tubkhais Teg Dejnum 29 cobqha cov ntseeg.
- Pibthawj cov thawjcoj ua paabpawg (tej pawg yuav luj hlub moog ua pawgntseeg tau) hab cobqha lwm tug kuas muaj kev kawmpaub hab moog qha tau lwm tug ntxwv.

Cov Qeb Cobqha

Txhua zaaj kws yuav kawm nuav swv tuab tug yaamntxwv. Cov lug huvqaab nuav yog yaam kws yuav tsu ua huv lub swjhawm kws txawvtxaav tau qho ntsww:

QHUAS VAAJTSWV

- Swv swjhawm 10 feeb
- Thov tej tug qheb kev cobqha lug ntawm kev thov kuas Vaaitswv foom koobmoov hab coj suavdawg huv mej pawg. Thov tej leeg coj hu nkauj (nyob ntawm suavdawg le kev cheemtsu) nrug nkauj nog ncaas los tsw swv los tau.

THOV VAAJTSWV

- Swv swjhawm 10 feeb
- Faib cov kawm ua qos nkawm nrug tug kws tsw tau ua nkawm ua ntej dlua. Nyag nkawm nyag teb ob lu lug nug:
 1. Peb yuav thov Vaajtswv rua cov tuabneeg yuamkev kws peb paub kuas ntswb kev dim tau le caag?
 2. Peb yuav thov Vaajtswv rua cov kawm kws saamswm kawm nuav tau le caag?
- Yog tug kawm tsw tau cuab paabpawg, nwg nkawm tswmnyog paab tug ntawd xaav txug cov phoojywg lossws cov tuabneeg huv tsev kws yuav txais kev cobqha tau hab thov Vaajtswv nrug tug ntawd rua cov tuabneeg ntawd.

KAWM

Txuj kaabkev cobqha *Ua Lawv Le Tswv Yexu* yuav swv cov qeb kawm lawm le nuav: Qhuas Vaajtswv, Thov Vaajtswv, kawm, hab xyum ua. Cov qeb nuav nyob rua huv *Kev Pehawm Vaajtswv Yaam Yoojyim* kws tau qha nyop rua saab ... kaum zaaj kws nyob huv phoo cuabyeej FJT, kev 'kawm' tau has tseg le huvqaab nua.

- Swv swjhawm 30 feeb
- Txhua zag kws yuav kawm zaaj ntxwv moog, yuavtsum tshuaj cov qub kws tseemceej ua ntej. Yog saib Tswv Yexu yim daim duab hab cov kev kawm kws tub nkaag sab lawm. Kev cobqha thaum kawg, cov kawm yuavtsum ncu kev cobqha rua huv nwg lub sab tau meej.

- Thaum “tshawbnrhav” taag lawm, ca cov cobqha lossws yog cov xyum cobqha swv zaaj kws saamswm swv lug cobqha cov kawm, has kuas cov kawm muab sab noog vem yog puab yuavtsum koj moog qha lwm tug ntxwv.
- Thaum cobqha cov kev kawm, cov cobqha ua lawv le nuav:
 1. Nug cov kawm.
 2. Nyeem Vaaj Lug Kub.
 3. Txhawb cov kawm kuas teb cov lug nug.

Cov qeb nuav, tso ca Vaaj lug kub yog yaam kws muaj fwjchim rua huv lub neej tsw yog tug cobqha. Vem yog ntau zag kws cov cobqha nug cov kawm, teb lu lug nug ntawd, hab swv Vaaj lug kub txhawb cov lug teb ntawd. Kev ua le nuav yog pub rua tug cobqha muaj fwjchim lawm tsw yog pub Vaaj lug kub muaj fwjchim.

- Yog tas cov kawm teb tsw yog, tsw txhob teb rua puab tabsws ca cov kawm nyeem Vaaj lug kub ib zag ntxwv le maam ca teb dua ib zag.
- Nyeem hab ncu nqai Vaaj lug kub xaus thaum kawg zaaj kws kawm txhua zag. Cov cobqha hab cov kawm sawv tsug ua ke hab nyeem ncu nqai Vaaj lug kub kaum zag; has nqai Vaaj lug kub taag le maav has cov ntsab lug. Cov kawm saib nqai Vaaj lug kub huv phoo Vaaj lug kub lossws phoo ntawv kawm thaum thawj rau zag. Plaub zag tom qaaj, suavdawg nyeem hab ncu nqai Vaaj lug kub lug ntawm puab lub sab hab tsw saib huv phoo ntawv. Thaum kawg, suavdawg has nqai Vaaj lug kub kws ncu ca huv sab lawm kaum zag taag tes suavdawg nyob tau.

NQEG TEG XYUM UA

- Swv swjhawm 30 feeb
- Ua ntej nuav, cov cobqha faib cov kawm ua nkawm thov Vaajtswv. Yog le ntawd, tug nkawm ntawd yog tug kws xyum ua ua ke hab.
- Txhua zaaj muaj kev xaiv tas leejtwg yuav ua “tug coj” ntawm nwg nkawm. Tug coj yog tug kws yuav qha hab xyum ua ntej. Cov cobqha qha kev xaiv tug coj huv txhua nkawm.
- Cov kawm ua lawv cov cobqha, tug coj qha zaaj kawm rua nwg nkawm. Lub swjhawm nuav hab lub swjhawm tshuaj txug zaaj qub hab kawm zaaj tshab, hab xaus rua qhov nyeem ncu nqai Vaaj Lug kub. Cov kawm sawv tsug nyeem ncu nqai Vaaj lug kub hab nyob tau thaum nyeem hab ncu taag lawm, ua le nuav cov cobqha txhaj le pum tau tas nkawm twg xyum ua taag lawm.
- Thaum thawj tug qha taag lawm, nwg nkawm qha lawm zoo ib yaam, ob tug txhab tau xyum ua ke. Cov cobqha yauv tsum saib kuas ruaj sab tas cov kawm tsw ua hlaa tej qeb lossws tsw ua lawv txhua yaam.
- Cov cobqha ncig saib suavdawg lub swjhawm kws cov kawm saamswm xyum kuas ruaj sab tau tas cov kawm suavdawg ua lawm nraim kev cobqha txhua yaam. Kev tsw ua yeebyaam teg tes zoo le kev qha kws tuag lawm rua qhov puab tsw ua lawv tug cobqha txhua yaam. Ncu tsoov has cov kawm kuas ua lawv cov cobqha txhua yaam.

THAUM KAWG

- Swv swjhawm 20 feeb

- Kev kawm feem ntau xaus rua qhov xyum ua lawv tug cobqha kuas coj moog swv tau tag, yog le ntawd, pub swjhawm rua cov kawm xyum ua lawm le Vaaj lug kub Cov Tugkhais 29 hab txhawb suavdawg sab kuas moog nrhav cov phoojywg hab sws pauv kev xaav nrug cov phoojywg.
- Qha cov xuv kws cheemtsum rua suavdawg paub hab thov tej leeg thov Vaajtswv foom koobmoov rua zaaj kws suavdawg tau kawm dhau lug. Ca tug kws tsw tau thov Vaajtswv dua le ua tug thov Vaajtswv. Ua ntej kws kev cobqha yuav taag, cov kawm yuav tsum muaj feem thov Vaajtswv ib zag yog yaam tsawg tshaaj plawg.

Keu Cai Ntawm Cov Koutxw

Peb tau pum hab paub cov kovtxwv nuav lawm huv kev cobqha cov kawm ntau txheeb leej huv lub swjhawm kaum xyoo kws dhau lug. Ntawm peb le kev kawm paub, tej kevcai ntawm cov kovtxwv nuav swv tau rua txhua haiv tuabneeg. Peb tau pum lawm tas swv tau rua cov tuabneeg Esia, Amelika, hab Aflika (peb tseem tsw tau paub txug Europe).

- *Txuj cai ntawm 5 zag* – cov kawm yuav tsum xyum ua lawv kev kawm 5 zag ua ntej kws yuav muaj kev ruaj sab kws cheemtsum rua kev moog cobqha lwm tug. Kev xyum cov kev kawm loos txug kev noog hab saib lwm tug xyum cov zaaj kawm lossws puab xyum ntawm puab tug kheej hab. Vem le nuav, peb qha tas yuav tsum xyum ob zag. Cov kawm xyum thawj zag nrug nwg nkawm, taag tes ca txauv nkawm hab xyum nrug tug nkawm tshab ib zag ntxwv.
- *Muaj tsawg zoo dua muaj ntau* – cov kawm feem coob tau txais kev kawm paub ntau dua kev noog lug kws yuav ua lawv. Ib

qhov yuamkev kws pum tau tseeb yog qha kev kawm ntau dua qha kuas puab noog lug hab ua lawv. Ntev moog, kev cobqha kws zoo le nuav yuav ua rua cov kawm muaj kev txawj tse ntau, tabsws coj moog swv tau tsawg. txhua zag peb muaj lub naab kev txawj tse kws cov kawm qaa tau moog txhua qhov hab sws tau tag rua puab tsw yog muab lub phawv kev txawj tse kws puab aub tsw taug hab swv tsw tau tag.

- *Cov kawm kws sws txawv kawm tsw sws thooj* – tuabneeg kaag sab kev kawm kws sws txawv peb yaam yog noog, saib, hab nqeg teg ua. Yog rua ntawm kev cobqha kws yuav tawg paaj txw txwv tau ntau, yuav tsum swv peb yaam nuav ua ke txhua zag. Txawm yog le caag los xwj, kev cobqha feem ntau, yaam ntau tshaaj sws ib yaam los ob yaam xwb. Peb lub homphaj yog muaj kev txawvtxaav dhau cov tuabneeg kws tau txais kev cobqha taag nrho. Peb txuj haumkev cobqha swv taag nrho peb yaam tsw tseg ib yaam hlo le.
- *Cov qeb huv kev kawm hab cov ntsablug qha muaj qhov tseemceeb* – cov tuabneeg tshawbnrhav tau tshawb pum tas cov tuabneeg kws hluv lawm le kev kawm puj qaabhau tau yaam heev kws txhawb peb txuj hauvkevv kuas qha cov kawm kuas muaj kev txawvtxaav tau ntau dua le qha cov ntsablug xwb. Tug yaamntxwv, peb paub tas “kev kawm kws qha cov ntsablug” xwb kws raug swv txhua zag ntawd tsw yog txujkev kawm kws zoo rua cov kawm feem coob. Ntxwm tu sab rua qhov kev cobqha feem ntau tseem swv txujkev nuav. Huv kev cobqha Ua Lawv Le Tswv Yexu, peb tsom ntsoov kev qha kuas cov kawm txawj tawg paaj txw txwv hab peb sojruag peb le kev cobqha lawv cov kawm txheej ntxwm moog tug peevxwm kuas puab tawg paaj tsw tswv ntxwm moog.

- *Txheeb cov qub, txheeb cov qub, txheeb cov qub* – lwm yaam kws swv heev rua kuas ncu tau zoo yog “kawm tej yaam lug ntawm lub sab”. Txhua yaam huv peb le kev cobqha yog pum tuabneeg lub sab txawvtxaav. Yog le ntawd, ib yaam huv peb lub homphaj yog txhua leeg ntawm cov ntseeg yuav ncu tau kev cobqha taag nrho rua huv nwg lub sab. Feem “txheeb cov qub” thaum cuab kev kawm txhua zag paab cov kawm kuas puab ncu tau hab muaj kev ruaj sab coj kev cobqha moog qha tau lwm tug. yog le ntawd, tsw xob hlaa kev txheeb cov qub. Ntawm peb kev kawm paub, cov tub laj tub teb kws nyob ntawm cov tebchaws ib thajtsaam nuav kws kawm ntawv txug chaav peb xwb los yeej ua lawv peb kev cobqha “Tswmtsaa Cov Thwjt看 Kwas Tsaa Tau Lwm tug” tau taag nrho nrug kev swv teg ua qauv yeebyaam.
- *Tswm txujkev kawm* – lub swjhawm peb cobqha lwm tug, peb “tswm” txujkev kawm kws paab kuas cov kawm ncu tau zoo hab muaj kev ruaj sab. Tug qauv zoo le peb nug thawj lug nug, nyeem Vaaj Lug kub, teb lu lug nug hab ua yaamntxwv teg. Taag ntawd, peb nyeem lu lug nug yaam thij ob hab ua lawv txuj qub ke txhua qeb. Ua ntej peb nug yaam thij peb, peb rov txheeb cov qub lug hab cov lug teb hab ua cov yaamntxwv teg ntawm thawj ob yaam. Peb ua lawv tug yaamntxwv nuav taag nrho txhua zaaj huv kev kawm, “kev tswmtsaa” txujkev kawm ntawm txhua lu lug nug. Ua le nuav yuav paab tau cov kawm nkaag sab txujkev kawm hab ncu tau zoo.
- *Ua tug yaamntxwv* – tuabneeg ua yaam kws puab pum tug yaamntxwm. Kev cobqha yog kev ua lub neej kws kev cobqha tawm ntawm peb rua lwm tug pum tsw yog qha cov ntsab lug rua cov kawm xwb. Txhua zaaj tshab kws Vaajtswv ua num rua huv peb lub neej tshoov cov tuabneeg kws peb

tau qha lub sab. Kev cobqha tsw yog daagnum; yog kev ua neej. Kev tswmtsaa pawgntseeg muaj ntau los tsawg nyob ntawm cov ntseeg kws tau kawm txujekev cobqha nuav yuav txais tswvyim hab coj moog cobqha ntxwv npaum le caag

Keu Pehawm Vaajtswu Yaam Yoojyim

Kev pehawm Vaajtswu yaam yoojyim yog ib yaam tseemceej huv kev cobqha Ua lawv Le Tswv Yexu (FJT) kws zoo le tug yuamswj kws qheb kev moog rua kev tswmmtsa cov thwjitim. Nyob rua huv Vaajtswu nqai lug has kuas cov ntseeg yuav tsum ua kws tseemceej tshaajplawg, kev pehawm Vaajtswu yaam yoojyim qha kuas tuabneeg txawj noog Vaajtswu lu lug has kuas cov ntseeg yuav tsum ua kuas hlub Vaajtswu kawg lub sab, tug ntsujplig, kev xaav, hab kawg tug zug.

Peb hlub Vaajtswu kawg peb lub sab, peb txhaj qhuas Nwg. Peb hlub Vaajtswu kawg peb tug ntsujplig, peb txhaj thov Vaajtswu. Peb hlug Vaajtswu kawg peb le kev xaav, peb txhaj nyeem hab kawm Vaaj Lug kub. Yaam kawg, peb hlub Vaajtswu kawg peb tug zug, peb txhaj xyum ua lawv yaam kws peb tau kawm hab koj moog cobqha lwm tug ntxwv.

Vaajtswu tau foom koobmoov rua cov ntseeg txhua paabpawg kws nyob huv txhua lub tebchaws ib thaajtsaam nuav kws puab tau kawm paub lawm tas puab swv kev pehawm Vaajtswu tau rua txhua qhov

tsw has yog huv tsev, tom tej tsev muag mov zaub, tom tshaavtaj, huv kev qha Vaajtswv txuj lug ntawm nub su, lossws huv tsev qha lwm yaam kev ntseeg!

Teem Swjhawm Rua Cou Zaaj Kawm

- Ib paab ib paab kws muaj plaub leeg swv swjhawm 20 feeb ntawm kev pehawm Vaajtswv yaam yoojyim.
- Ntawm npaaj kev cobqha, npaaj kuas muaj kev pehawm Vaajtswv yaam yoojyim thaum cuab kev cobqha txhua nub lossws tomqaaj noj sus taag.
- Yog koj ua tug coj kev pehawm yaam yoojyim thawj zag, coj kev pehawm kuas zoo ua tug yaamntxwm rua koj paab hab swv swjhawm qha kev pehawm txhua qeb. Koj coj txhua qeb huv kev pehawm ib zag xwb.
- Tomqaab kws koj coj kev pehawm ua tug yaamntxwv rua suavdawg lawm, has kuas cov kawm huv koj paab xaiv nwg nkawm. Feem ntau cov nkawm yuav xaiv nwg tug phoojywg. Thaum kws suavdawg xaiv tau nwg nkawm lawm, ca ib nkawm ntawd moog koom rua dua nkawm ua plaub leeg nyob ua ib paab.
- Has cov kawm tawm lug qha nwg paab le npe hab pub lub swjhawm mivntswv rua puab tau qha puab paab le npe. Taag lawm, tug cobqha moog nug txhua paab le npe hab hu puab paab le npe txug thaum kev cobqha tav.
- Yaamntxwm huv kev cobqha, peb xaav qha kev pehawm Vaajtswv yaam yoojyim ua ntej. Peb rov saib hab xyum rua ntawm ob zaaj ntxwv moog.

Cov Qeb Kev Cobqha

- Faib cov kawm ua ib paab plaub leeg.
- Ib leeg coj kev pehawm yaam yoojyim ib qeb.
- Txhua zag kws xyum kev pehawm, cov kawm txauv coj nwg le qeb pehawm. Ua le nuav txug thaum kawg, cov kawm yuav tau coj ib qeb ib qeb ntawd yaam tsawg ob zag.

Qhuas Vaajtswu

- Ib leeg coj nwg paab hu ib txug ob zaaj nkauj. (nyob ntawm cov kawm le swjhawm)
- Tsw cheemtsum swv nkauj nog ncaas nrug kev hu nkauj qhuas Vaajtswm.
- Lub swjhawm cobqha, has cov kawm npaaj puab lub roojnyob kuas zoo le nyob rooj ua ke huv tsev muag kafe.
- Txhua paab nyag hu nyag zaaj nkauj. Ua le nuav yog qhov zoo rua cov kawm suavdawg.
- Qha tas lub swjhawm nuav yog lub swjhawm kws yug paab yuav tau qhuas Vaajtswv kawg suavdawg lub sab, tsw yog sws tw tas paab twg hu nkauj tau nrov.

Thov Vaajtswu

- Ca lwm tug (tsw yog tug coj thaum qhuas Vaajtswv) coj suavdawg huv puab paab thov Vaajtswv.
- Tug coj thov Vaajtswv nug cov tuabneeg huv nwg paab txug yaam kws puab xaav ca thov Vaajtswv paaj hab tug coj muab sau ca.

- Tug coj thov Vaajtswv leeg thov Vaajtswv rua txhua yaam kws nwg paab tau qha nwg moog txug thaum suavdawg nrovqaab sws ntswb dua.
- Tomqaab suavdawg tau has yaam kws xaav ca thov Vaajtswv paaj lawm, tug coj thov Vaajtswv rua nwg paab.

Kawm Kev Cobqha

- Hloov ca lwm tug ua tug coj nwg paab huv lub swjhawm kawm kev cobqha.
- Tug coj has Vaaj lug kub lug ntawm nwg tug kheej le lug; peb thov qha kuas has Vaajtswv txuj lug thawj plaub phoo ntawm phoo tshab.
- Yog cov kawm cheemtsu, cov kawm thov tug coj nyeem Vaaj lug kub huv phoo Vaaj lug kub ua ntej taag lawm le maav has txug zaaj ntawd ntawm nwg le lug.
- Tomqaab kws has Vaaj lug kub taag lawm, nug suavdawg huv paab peb yaam:
 1. Zaaj nuav qha txug daabtsw ntawm Vaajtswv rua peb?
 2. Zaaj nuav qha txug daabtsw ntawm tuabneeg rua peb?
 3. Kuv kawm paub daabtsw ntawm zaaj nuav kws paab kuas kuv ntseeg Tswv Yexu zoo ntxwv moog?
- Suavdawg huv paab sws thaam txug thawj qhov lug nug ua ke txug thaum kws tug coj xaav tas txaus lawm le maav txauv moog rua lwm qhov.

Xyum Ua Lawm Kev Cobqha

- Lwm tug huv paab ua tug coj kev xyum.

- Tug coj paab nwg paab txheeb zaaj kws kawm taag lawm ib zab ntxwv kuas ruaj sab tas suavdawg nkaagsab zaaj kws kawm dhau lug hab coj moog qha tau lwm tug.
- Tug coj has Vaaj lug kub tuab zaaj kws tug coj kev kawm has.
- Tug coj nug cov qub lug kws tau taag lawm hab suavdawg sws thaam dua ib zag ua ke.

Thaum xaus txujkev kawm

- Sauvdawg hu lwm zaaj nkauj xaus kev pehawm Vaajtswv yaam yoojyim los swv Thov Vaajtswv ua ke.

Yaam kws yog tug yumswj paab kuas ncu tau zoo

- Ib paab kws muaj plaub leeg yog qhov kws zoo rua kev xyum kev pehawm Vaajtswv yaam yoojyim. Yog tas muaj tshaaj tswb leeg ua ib paab, thov kuas muaj ib paab xwb kws muaj tswb leeg. Lossws ob paab kws ib paab ntawd muaj peb leeg zoo dhau le ib paab kws muaj rau leej.
- Ib tug yumswj kws ua rua kev pehawm Vaajtswv yaam yoojyim tawg paaj txw txwv zoo yog txhua leeg sws txaus xyum plaub qeb huv kev pehawm Vaajtswv; qhuas Vaajtswv, thov Vaajtswv, kawm, hab xyum ua lawv. Ib paab kws muaj plaub leeg yuav sws paab txhawb suavdawg kuas kawm tau yaam tshab tau zoo hab tsw ntxwm ntshai le paab kws muaj tuabneeg cooj.
- Txhawb cov paabpawg huvsw kuas suavdawg pehawm Vaajtswv lug ntawm puab lub sab. Yog tsw muaj tug coj hu nkauj (tej zag kws muaj), tug cobqha paab qha puab nyeem phoo Vaaj lug kub ntawnkauj ua ke nrov nrov.

- Pub lub swjhawm kuas txaus rua tug kws saamswm xyum coj kev xyum ntawm nwg paab. Lub swjhawm xyum ua lawm kev pehawm Vaajtsww muaj qhov tseemceej vem yog tsw muaj qeb xyum ua tes lub swjhawm kws dhau moog zoo le kev kawm Vaaj lug kub ua ke xwb. Qhov ntawd yog yaam kws mej xaav kawm paub tag tag los?

FEEM 2

KEV COBQHA

Keu Togtxais

Kev togtxais qheb kev cobqha lug ntawm kev qha cov cobqha hab cov kawm le npe. Cov cobqha qha cov kawm txug yim daim duab kws has txug Tswv Yexu lawm le nuav; Tug Tubrog, Tug tshawbnrhav, Tug saibxyuas, Tug tseb, Leej tub, Tug dawbhuv, Tug Qhev, hab Tug tsoomkwm – nrug kev ua yeejyaam teg. Kev cobqha *Ua Lawv Le Tswv Yexu* khaws cov yaamntxwv kev kawm nuav rua huv txhua qeb kev kawm.

Vaaj lug kub tau has tseg tas Vaaj Ntsujplig dawb huv yog peb tug xwbfwb; txhawb cov kawm kuas vaamkhom ca Vaaj ntsujplig paab puab kawm dhau kev cobqha. Kev kawm xaus rua qhov qheb “tsev muag kafe” kws yuav ua rua cov qha hab cov kawm tau su zoo le Tswv Yexu hab Nwg cov thwjtim tau su hab muaj lub swjhawm zoo ua ke.

Qhuas Vaajtswu

- Ca ib leeg thov Vaajtswv kuas Vaajtswv lug nrug suavdawg nyob hab foom koobmoov rua suavdawg.
- Hu ob zaaj nkauj ua ke

Cuab keu cobqha

Qha txug keu cobqha

Cov qha hab cov kawm nyob tig xubndag ua ke thuam cuab qheb kev cobqha. Yog muaj rooj nyob huv plawv, muaj lub rooj nrhu tseg.

- Cov qha qha nwg tugkheej rua suavdawg ua yaamntxwv rua cov kawm.
- Tug cobqha hab tug kawm qha nwg tugkheej le npe, tsev tuabneeg, hab haivneeg (yog tswmnyog), hab has txug koobmoov kws Vaajtswv tau pub ntawm ib hlis kws dhau lug.


Qha txug cov kawm

- Faib cov kawm ua nkawm.
Has suavdawg kws muaj nkawm lawm tas “meb qha meb tugkheej zoo le tug yaamntxwv kws peb tau ua rua mej pum lawm.”
- Suavdawg ncu nwg nkawm le npe, tsevneeg, haivneeg, hab ib yaam koobmoov kws Vaajtswv tau pub ntawm ib hlis kws dhau lug. Sau txhua yaam nuav rua huv nwg phoo ntawv paab kuas tsw novqaab txhua yaam kws nwg nkawm tau qha.
- Tomqaab ntawd tswb feeb, has cov kawm qha puab nkawm rua suavdawg ib yaam le cov cobqha tau qha lawm yaam tsawg tswb nkawm.

Qha txug Tswv Yexu

“Peb qha peb tugkheej rua mej, hab mej tau qha mej tugkheej rua lwm tug. Nwg nuav, peb xaav qha mej rua Tswv Yexu. Ntau daim









duab huv Vaaj lug kub qha txug Tswv Yexu, tabsvw peb yuav tsomntsoov qha mej txug yim yaam.



Yim Daim Duab Has Txug Tswv Yexu Huv Vaaj Lug Kub

- Sau lub kauj kheej kheej ib kauj rua sau daim txag sau hab sau Tswv Yexu cov duab. Ca cov kawm nyeem hab ncu cov npe duab ntawd ntau ntau zag txug thaum puab ncu tau zoo hab has tau cov npe ntawd tau yaam yoojyim.

“Tswv Yexu yog Tug Tubrog, Tug tshawbnrhav, Tug saibxyuas, Tug tseb, Leej tub, Tug dawbhuv, Tug Qhev, hab Tug tso mkwm”

-  Tug Tubrog
Tsa a teg zoo le tsa a raab ntaaj.
-  Tug tshawbnrhav
Tsa a txhais teg rua saabsau qhovmuag hab ob lub qhovmuag saib moog-lug.
-  Tug saibxyuas
Nqug ob txhais teg lug rua ntawm koj lub cev zoo le saamswm sau cov tuabneeg lug rua huv koj lub xubdag.
-  Tug tseb
Ua txhais teg zoo le saamswm tseb noobqoob.
-  Leej tub
Nqug ob txhais teg lug rua ntawm koj lub qhovncauj zoo le koj saamswm noj.
-  Tug dawbhuv
Ua ob txhais teg zoo le saamswm thov Vaajtswv.
- “Tswv Yexu yog tug dawbhuv, peb txhaj raug hu lug ua tug dawbhuv.”
-  Tug Qhev
Ua teg zoo le saamswm swv rauj ntsa.
-  Tug tso mkwm
Ua teg zoo le rhu nyaj huv naabtsho.

“Ib daim duab muaj nujnqes zoo le ib txheeb lus, hab cov duab Vaaj lug kub nuav yuav ua rua mej nkaag sab hab pum txujkev kws yuav nrug Tswv Yexu taug kev tau tseeb dua. Ib daim duab pub zeemmuag kws pum tau tseeb hab peemxwm kws yuav paub tau tas Tswv Yexu ua num thaumtwg hab ua le caag.”

“Leej txwv saamswm nyeem ntawv hab nwg leej tub pheej thaabtxob leej txwv vem yog leej tub xaav nrug leej txwv ua sw. tomqaaj kws raug leej tub thaabtxob ntau zag, leej txwv tau txav daim ntawv ua ntau daim miv miv ua ib yaam lug twv leej tub. Leej txwv has leej tub tas ca leej tub muaj cov natwv ntawd lug sws lu ua ke kuas zoo le qub, yog leej tub lu taag tes leej txwv yuav nrug nwg ua sw.”

“Leej txwv xaav tas yaam nuav yuav ua rua leej tub swv swjhawm ntev lu cov ntawm ntawd hab leej txwv yuav muaj swjhawm nyeem ntawv kuas taag. Tabsws leej tub swv swjhawm kaum feeblu lu cov ntawv ntawd xwb. Leej txwv nug leej tub tas leej tub ua le caag nwg swv swjhawm tsawg heev, leej tub teb tas ‘yoojyim heev, vem yog muaj duab nyob tomqaab es kuv muaj cov ntawv lug sws txuas lawv daim duab hab cov npe ntawv tes saab kws koj muab rua lu kuj sws lu zoo le qub hab.’

“Tswv Yexu yim daim duab nuav yuav pub zeemmuag kws pum tau meej rua mej nrug Tswv Yexu moog kev hab.”

“Kev ua lawvqaab lwmtug yog kev ua zoo le txhua yaam kws tug ntawd ua. Tug xyum kev ua laagluam yuav ua lawv tug tswv laagluam. Cov tub kawm ntawv yuav thooj le nwg cov xwbfbw. Peb suavdawg ua lawv ib leeg, pib yuav thooj le tug kws pib ua lawv. Huv lub swjhawm cobqha kws pib yuav nug lug nug,

tshawbnrhav lu lug teb huv Vaaj Lug kub, kawm paub Tswv Yexu txujkev, hab xyum ua lawv Tswv Yexu.”

Peb txuj hauvkev kws ua rua peb kawm tau zoo tshaaj yog daabtsw?

“Muaj peb txuj hauvkev kws paab tuabneeg kawm paub. Txhua leeg swv taagnrho peb txuj hauvkev nuav, tabsws peb tej leeg npaaj sab kawm txuj hauvkev kws zoo tshaaj. Huv peb le kev cobqha, peb yuav swv taagnrho peb txujkev kws kawm huv ib zaaj ib zaaj ntawd, yog le ntawd, mej txhua leej txhaj yuav paub tau tas yaam twg kws yuav paab tau zoo rua mej txujkev kawm.”

“Tej leeg kawm tau zoo lug ntawm txujkev noog, Vem yog le nuav, peb yuav nyeem Vaaj lug kub hab nug lu lug nug nrov nrov txhua swjhawm.”



Noog lu lug

Ua taus teg thaiv koj ob lub qhovntsej.

“Tej leeg kawm tau zoo lug ntawm txujkev pum, Vem yog le nuav, peb yuav swv cov duab hab kev ua yeebyaam lug qha qhov tseeb kws tseemceeb.”



Saib hab pum

Taw teg rua ntawm ob lub qhovmuag.

“tej leeg kawm tau zoo lug ntawm txujkev nqeg teg ua. Vem yog le nuav, peb yuav ua tej yaam kws yuav paab kuas mej kawm tau zoo txug zaaj kws peb qha txug hab xyum ua ke.”



Nqeg teg ua

Dov ob txhais teg ntawm xubdag.

“Kev noog lu lug, kev saib hab pum, hab kev nqeg teg ua yog thawj peb tug xwbfbw kws peb muaj. Vaaj lug kub kuj has peb tas Vaaj Ntsujplig dawb huv yog peb ib tug xwbfbw hab. Taag nrho huv txujkev cobqha, kuv xaav txhawb mej kuas tsom ca Vaaj ntsujplig paab mej kawm paub vm yog Nwg yog tug kws qha tau zoo tshaajplawg.”

Xaus txuj kev kawm

Tsev Muag Kafe Qheb Lawm! ☞

“Qhov chaw twg kws koj nyam heev dhau; nyob nrug koj cov phoojywg huv chaav kawm ntawm lossws tsev muag kafe? (lossws tsev muag kafe?)

“Peb kawm ntau yaam zoo huv chaav kawm ntawv hab peb yuav tsum fwm peb cov xwbfbw. Txawm yog le caag los xwj, peb kawm paub txug peb cov phoojywg, tsevneeg, hab zejzog yog nyob huv tsev muag kafe. Nuav yog qhov tseeb rua thaum Tswv Yexu tseem nyob huv nplajteb nuav hab.”

–Luka 7:31-35–Tswv Yexu has tas “Vem le nuav kuv yuav muaj cov tuabneeg tam nuav pev txug daabtsw hab puab zoo le caag? Puab zoo le cov mivnyuas yau kws nyob ntsawg tom tshaav puam ib leeg hu rua ib leeg tas, ‘Peb tub tshuv raaj rua mej los mej dha seev cev, peb tub quaj nyav los mej tsw quaj.’ Rua qhov Yauhaa kws koj ua kevcai raus dej lug nwg tsw noj mov tsw hau cawv txwvmaab, mas mej has tas ‘Nwg raug ib tug daab.’ Tuabneeg leej

Tub lug nwg noj hab haus, los mej has tas 'Saib maj, nam tuabneeg noj luj haus qaug, nrug cov tuabneeg sau se hab cov tuabneeg muaj txem ua kuvluag.' Tassws txhua tug kws noog yuav Vaajtsuv lub tswvyim, puab teg num yuav ua rua suavdawg pum has tas Vaajtsuv yog to kws muaj tswvyim tag."

“Peb noog zoole kws tau su thaum nyob hu tsev muag kafe. Yog TswvYexu tseem muaj txujsa nyob nub nuav, Nwg yuav swv tej lub swjhawm huv tsev muag kafe lossws kaabswmtshuaj. Mwg swv tug yaamntxwv nuav thaum Nwg nqeg lug thawj zag. Vem le nuav, peb txhaj txauv chaw kawm kev cobqha lug rua ntawm tsev muag dej kaabswm-tshuaj.”

- Nyob rua qhov nuav, npaaj cov dej haus rua cov kawm tau haus kuas suavdawg muaj kev lug sav.

Lub homphaj ntawm “Tsev Muag Kafe Qheb Lawm” yog ua rua kev kawm huv lub swjhawm cobqha muaj kev kaaj sab, suavdawg tau su, hab muaj kev sws raug zoo rua suavdawg. Lossws has dua lug tas kev tsaa paabpawg le nuav txaav ze moog thoog Tswv Yexu txujkev cobqha Nwg cov thwjtim.

Keu Fuamvaam

Kev fuamvaam qha txug Tswv Yexu zoo le Tug Tsomkwm: cov tsomkwm xaav tau qhov tshaaj ntawm puab le swjhawm hab puab tej cuab txhaj cuab taam, hab puab xaav muaj lub neej nyob yaam muaj puvnpog. Cov kawm tau txais zeem-muag kuas txawj tawg paab txw txwv lug ntawm kev tshawbnrhav 1) Vaajtswv le thawj lu lug has kuas cov ntseeg yuav tsum ua kws muaj txug tuabneeg, 2) Tswv Yexu le lug has kuas cov ntseeg yuav tsum ua tom qaab kawg kws muaj txug tuabneeg suavdawg, 3) kovtxwv 222, 4) havtxwv kalilai hab Havtxwv tuag le qhov sws txawv.

Tshooj kev kawm tav rua ntawm kev ua yeebyaam kws ua yaamntxwv qha txug qhov sws txawv ntawm “yaam kws tau txais” lossws “cov txwv” ntawm qhov kws qha rua kuas cov kawm txawj ua lawm hab qha kuas cov kawm paub cov ntsab lug xwb. Cov cobqha twv cov kawm kuas cobqha lwm tug txug kev qhuas Vaajtswv, thov Vaajtswv, kawm Vaajtswv txujlug, hab paab lwm tug. kev nqeg peev le nuav rua ntawm swjhawm, cuab txhaj cuab taam, hab kev ncaajnceeg, cov kawm yuav pub khoomplig kws tshwjxeeb rua Tswv Yexu tau rua thaum puab ntswb Tswv Yexu sau ntuj ceebtsheej.

Qhuas Vaajtswu

- Thov ib leeg thovVaajtswv lug nrug suavdawg nyob hab foom koobmoov rua suavdawg.
 - Hu ob zaaj nkauj qhuas Vaajtswv ua ke.
-

Thou Vaajtswu

- Ca cov kawm nhrav tug kws tsw tau nrug ua nkawm ua ntej ua nwg nkawm tshab.
 - Cov kawm teb lu lug nug nuav rua nwg nkawm:
nub nuav koj muaj daabtsw kws kuv yuav thov Vaajtswv paab kij tau?
 - Ob leeg thov Vaajtswv ua ke.
-

Kawm kev cobqha

Txheeb zaaj kev kawm qub

Kev txheeb cov qub txhua zag zoo le qub. Has cov kawm sawvntsug hab has zaaj kev kawm kws nyav kawm dhau lug. Ncu ntsoov saib kuas ruaj sab tas suavdawg ua yeebyaam teg hab.

Yim daim duab kws paab peb ntseeg Tswv Yexu yog daabtsw?

Tug Tubrog, Tug tshawbnrhav, Tug tsomkw, Tug tseb, Leej tub, Tug dawbhuv, Tug Qhev, hab Tug saibxyuas

Peb lub neej phaab ntsujplig zoo le lub zaig roj maab

- Muaj lub zaig roj maab tsaav cov kawm pum hab has rua cov kawm noog tas,

“peb lub neej phaab ntsujplig zoo le lub zaig roj maab.”

- ,Thaum kws koj tshuab lub zaig, has rua suavdawg tas peb txais koobmoov ntau Vaajtswv. Tso cov paa huv lub zaig tawm hab qha qhov nuav tas,

“Vaajtswv pub rua peb kuas peb pub rua lwm tug. peb tau txais koobmoov kuas peb lub neej ua koobmoov rua lwm tug.

- Tshuab hab tso paa lub zaig ntau zag rua qhov ua rua cov kawm pum txog qhov “tau txais hab faib” kws yog peb lub neej phaab ntsujplig.

“Txawm yog le caag los xwj, peb feem ntau tsw muaj yaam kws peb tau txais rua lwm tug, tabsws peb khaws rua peb tugkheej. Tej zag peb xaav tas yog peb muaj pub rua lwm tug lawm, Vaajtswv yuav tsw tsaav pub rua peb ntxwv. Tej zag peb xaav tas yog yaam nyuab heev kws yuav muaj pub rua lwm tug.”

- Tshuab lub zaig ntxwv moog kuas nruj, zag nuav tsom paa tawm miv ntswv xwb vem yog koj “noog zoo le kws koj txhum.” Vaajtswv pub koobmoov ntau yaam rua peb, hab peb pub miv miv rua lwm tug xwb. Thaum kawg, tshuab lub zaig rua kuas lub zaig tawg.

“Peb lub neej phaab ntsujplig zoo ib yaam le daim duab tshua zaig nuav. Thaum muaj tug qha zaaj kawm rua peb, peb yuav tsum qha zaaj ntawd rua lwm tug ntxwv moog. thaum peb txais ib qhov koobmoov, peb yuav tsum foom koobmoov rua lwm tug hab. Yog peb tsw ua le nuav, nwg yuav ua teebmeem luj rua peb lub neej phaaj ntsujplig! Kev tsw faib yaam kws peb tau txais rua lwm tug yog txuj hauvkev kws yuav ua rua peb lub neej phaaj ntsujplig swb.”

Tswv Yexu zoo le caag?

–Mathai 6:20-21–“taws mej yuav tsum khaws nyabtxag ca rua mej sau ntuj ceebtsheej, hov ntawd kaab ntsaum hab xeb tsw noj hab tubsaab tsw tho qhov tseg moog nyag. Rua qhov koj tej nyajtxag nyob hovtwg, koj lub sab yeej nyob hov ntawd.”

“Tswv Yexu yog Tug Saibxyuas. Nwg has txug nyabtxag, tej cuab txhaj cuab taam, hab qhov tseemceeb ntawm peb ua ntej lwm yaam. Tug Saibxyuas, Tswv Yexu tau nqeg peev rua ntawm peb hab Nwg tseem tog yaam kws peb yuav muab rov rua Nwg.”

Tug Saibxyuas



Ua tug yaamntxwv rhu nyaj huv lub naab tsho lossws lub naab nyaj.

Peb Yaam Kws Tug Saibxyuas Ua Yog Daabtsu?

–Mathai 25:14-28–Nub ntawd pev ib yaam le ib tug yawm kuv yuav moog kev deb, nwg txawm hu nwg cov tub qhe lug cuag nwg hab muaj nwg tej cuab txhaj cuab taam rua puab saib. 15Nwg muab txwb talaat rua ib tug, muaj ob talaa rua ib tug hab ib talaa

rua dua ib tug, muab rua puab laww le nyag tug peevxwm, tes nwg txawm moog lawm. 16Tug kws tau tswb talaa txawm coj cov nyab hov moog ua laag ua luam taamswm, mas tau tshaaj thawj tswb talaa. 17Ib yaam nkaus, tug kws tau ob talaa kuj tau tshaaj thawj ob talaa hab. 18Tabsws tug kws tau ib talaa txawm moog khawb qhov muab nwg tug lospaav le nyaj zais ca. 19 “Dhau ntev loo, cov tub qhe hov tug lospaav txawm rov lug tshuaj saib tej nyajtxag taaas puab swv le caag. 20Tug kws tau tswb talaa txaav lug hab coj tswb talaa kws yog qhov tshaajthawj lug has tas, ‘yawm hlub, koj muab tswb talaa cob rua kuv. Saib maj, kuv tau tshaajthawj tswb talaa hab.’ 21Tug lospaav has rua nwg tas, ‘tug tub qhe zoo hab ncaajnceeg, koj ua zoo lawm. Koj ua ncaaj rua tej yaam tsawg tsawg, kuv yuav tsaaj koj saib tej yaam kws ntau. Koj ca le lug nrug kuv zoo sab xyivfaab.’ 22Tug kws tau ob talaa kuj txaav lug hab has tas, ‘Yawm hlub, koj muab ob talaa rua kuv. Saib maj, kuv tau tshaajthawj ob talaa hab.’ 23Tug lospaav has rua nwg tas, ‘Tug tub qhe zoo hab ncaajnceeg, koj ua zoo lawm. Koj ua ncaaj rua tej yaam taw gtsawg, kuv yuav tsaaj koj saib tej yaam kws ntau. Koj ca le lug nrug kuv zoo sab xyivfaab.’ 24Tug kws tau ib talaa kuj txaav lug hab has tas, ‘Yawm hlub, kuv yeej paub tas koj yog ib tug tuabneeg tswvtsaim, koj hlais tej qoob kws koj tsw tau cog hab sau tej kws koj tsw tau tseb. 25Kuv ntshai kuv txhad muab koj talaa nyaj moog zais rua huv aav lawm. Saib maj, koj talaa nyaj nyob nuav.’ 26Tug lospaav txawm teb nwg tas, ‘Nam tub qhe phem hab cismankeeg, koj paub tas kuv hlais tej kws kuv tsw tau cog hab sau tej kws kuv tsw tau tseb lov? 27Yog le nuav, tswm nyog koj coj kuv cov nyaj moog tso rua huv tsev tso nyaj, es thaus kuv rov lug kuv txhad tau kuv cov nyaj hab cov paajnyag. 28Yog le nuav, ca le muab nwg ib talaa nyaj hov rhu moog rua tug kws muaj kaum talaa.”

1. Tug saibxyuas nqeg peev rua nwg tej nyajtxag yaam txawjntse.

“Tswv Yexu has txug zaaj kws ca peb tug tub qhe ua tug saibxyuas kev nqeg peev ntawm tug tswv le nyajtxag. Muaj ob leeg nqeg peev yaam txawjntse.”

2. Tug saibxyuas nqeg peev rua nwg tej swjhawm yaam txawjntse.

“Tswv Yexu xaav ca peb muaj Nwg lub tebchaws lug ua yaam kws ua ntej huv peb lub neej.”

3. Tug saibxyuas ua lub neej nyob yaam ncaajnceeg.

“Thaum Tswv Yexu pum peb txujkev ncaajnceeg hab fwm txug tej yaam kws tsawg, Nwg yuav muaj kev tsom sab rua peb ntau heev tuaj.”

“Tswv Yexu yog Tug saibxyuas, hab Nwg nyob huv peb lub neej. Thaum peb lawv Nwg qaab, peg yog cov saibxyuas hab. Peb yuav nqeg peev rua peb tej nyajtxag hab swjhawm yaam txawjntse.”

Vaajtsuw thawj lu lug saamfwm kws has rua tuabneeg yog daabtsuw?

–Chivkeeb 1:28–“Vaajtsuw foom koobmoov rua puab hab has rua puab tas, ca le muaj tub ki fuamvaam coob puv nkaus nplajteb hab kaav lub nplajteb tsau huv mej xwb teg, hab muaj fwjchim tswjfwim tej tseg huv Havtsuw hab tej naag noog sau nruab ntug hab txhua yaamsaj caj sa kws kaag huv lub nplajteb.”

“Vaajtswv has cov tuabneeg kuas fuamvaam hab muaj mivnyuas.”

Tswv Yexu lu lug saamfwm tomqaab kawg txug tuabneeg yog daabtsw?

–Malakau 16:15–Yexu has rua puab tas, “Ca le tawm moog thoob nplajteb tshaaj tawm txuj xuv zoo rua ib tsoom tuabneeg suavdawg.”

“Tswv Yexu has Nwg cov thwjtim kuas fuamvaam hab muaj cov mivnyuas phaab ntsujplig.”

Kuu Yuav Tawg Paaj Txw Txwv Hab Fuamvaam Tau Le Caag?

–2 Timaute 2:2–Koj yuav tsum muab tej lug kws koj hab muaj ntau leej nov kuv qha, tso rua cov tuabneeg kws koj ca sab tau has tas, puab yuav txawj qha tej ntawd rua lwm tug.

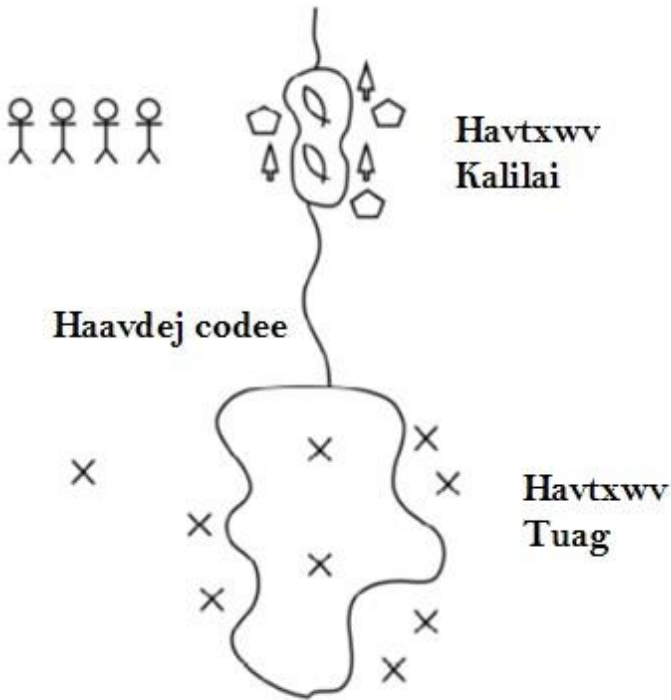
“Thaum peb cobqha lwm tug zoo le peb tau txais kev cobqha, tes Vaajtswv ua rua peb lub neej fuamvaam. Peb huv yaam nuav tas ‘kovtxwv 222.’ Tswv Yexu lug tshwm rua Povlauj pum. Povlauj cobqha Timaute. Timaute cobqha cov tuabneeg ncaajnceeg kuas puab moog cobqha lwm tug ntxwv moog. Hab keebkwm dhau lug, kev cobqha le nuav muaj tsw tu lug txug nub kws muaj ib leeg qha koj txug Tswv Yexu!”

HAVTXWV KALILAI/HAVTXWV TUAG

- Sau daim duab zoo le nplooj ntawv tom ntej, ib qeb lawv ib qeb hab qha txug txhua yaam kws sau rua huv daim duab.

Daim duab kws muaj nyob huv nuav yog daim kws tub sau
tav lawm.

“Ob lub Havtxwv nuav puavleej nyob huv tebchaws Yixayee.
Koj puas paub ob lub Havtxwv nuav le npe?”



HAVTXWV KALILAI HAB HAVTXWV TUAG

- Sau ob lub kuj kheej kheej, lub miv nyob saabsau. Sau ib
kaab sws txuas ob lub kuj ntaud. Sau ib kaab tuab lu rua

txuas saabsau lub kauj miv. Sau ob lub Havtxwv le npe rua ntawm ib saab.

“Muaj ib tug haavdej txuas lub Havtxwv Kalilai hab lub Havtxwv Tuag. Koj puas paub tug haavdej ntawd lub npe?”

HAAVDEJ CODEE (JORDAN RIVER)

- Sau tug haavdej lub npe

“Lub Havtxwv Kalilai hab lub Havtxwv Tuag sws txawv. Lub Havtxwv Kalilai muaj tseg tau heev.”

- Sau cov tseg rua huv Havtswv Kalilai.

“Lub Havtswv tuag tsw muaj tseg.”

- Sau tug X ob-peb tug rua huv Havtxwv Tuag.

“Muaj ntoo luj hlub zoo nyob ib puag cig hab nyob ze lub Havtxwv Kalilai”

- Sau cov ntoo ib puag cig lub Havtxwv Kalilai.

“Lub Havtxwv Tuag tsw muaj ntoo luj hlub nyob ze”

- Sau tug X ntau tug puag cig Havtxwv Tuag.

“Ntawm Havtxwv Kalilai muab zejzog nyob ntau.”

- Sau cov tsev nyob ib puag cig Havtxwv Kalilai.

“Tsw muaj tsev nyob tom Havtxwv Tuag.”

- Sau tug X puag cig Havtxwv Tuag.

“Muaj plaub leeg kws muaj suab npe nyob tom Havtxwv Kalilai. Koj puas paub plaub tug tuabneeg ntawd le npe?”

PETU, ATALI ,YAKAUNPAU, HAB YAUHAA

- Sau plaub tug tuabneeg ntawm ib saab Havtxwv Kalilai.

“Tsw muaj cov tuabneeg kws muaj suab npe nyob ntawm Havtxwv Tuag.”

- Sau plaub tug X ntawm ib saab Havtxwv Tuag.

“Koj puas paub tas vem yog le caag lub Havtxwv Tuag txhaj ‘tuag’ hab lub Havtxwv Kalilai txhad muaj txujsa?”

(Vem yog muaj dej ndwg lug rua huv lub Havtxwv Kalilai hab ndwg tawm moog, tabsws lub Havtxwv Tuag tsuas muaj dej ndwg lug rua xwb.)

“Yaam nuav yog peb lub neej phaab ntsujplig daim duab.thaum peb tau txais koobmoo, peb tswmnyog faib koobmoo. Thaum peb tau txais kev cobqha, peb tswmnyog qha rua lwm tug hab. Ua le nuav, peb yuav zoo le lub Havtxwv Kalilai. Yog peb khaws txhua yaam rua ntawm peb tugkheej xwb, peb yuav zoo le lub Havtxwv Tuag.”

“Lub havtxwv twg yoojyim rua peb kuas ua lawv-Havtxwv Tuag lossws Havtxwv Kalilai? Tuabneeg feem coob zoo thooj le lub Havtxwv Tuag vem yog suavdawg xaav tau txais ntau dua faib hab pub. Txawm yog le caag los xwj, cov kws ua lawv Tswv Yexu yuav thooj le lub Havtxwv Kalilai. Tswv Yexu faib yaam kws Nwg tau txais ntawm Nwg Leejtxwv. Thaum peb cobqha lwm tug kuas moog qha lwm tug ntxwv, peb taabtom ua lawv Tswv Yexu tug yaamntxwv.

“Koj xaav thooj lub havtxwv twg? Kuv xaav thooj lub Havtxwv Kalilai.”

Cim Nqai Vaaj lug kub

–Yauhaa 15:8–Yog mej txw txwv ntau, mej yuav ua rua kuv Txwv tau ntsejmuag, hab mej yuav tau ua kuv cov thwjtim.

- Suavdawg sawvntsum hab has nqai Vaaj lub kub kaum zag ua ke. Thawj rau zag, cov kawm saib nqai Vaaj lug kub huv ntawv tau. Plaub zag tomqaab, tsw xob saib ntawv, ca suavdawg has lug ntawm qhov cim ncu xwb. Cov kawm has zaaj kawm le npe tsaws le maam has nqai Vaaj lug kub txhua zag. Thaum has kaum zag lawm, ca suavdawg nyob tau.
- Kev ua lawm le nuav txhua zag yuav paab cov cobqha paub tas cov kawm tug twg “xyum” taag lawm.

Xyum cobqha

- Has cov kawm nyob tig xubndag nrug nwg tug nkawm thov Vaajtswv. Ob leeg sws hloov qha nwg nkawm rua lub swjhawm nuav.

“Tug kws noobnyoog yau dua ua tug koj ntawm lub swjhawm nuav.”

- Yog le ntawd, tug noobnyog yau yuav yog tug qha ua ntej.
- Ua lawv Cov Qeb Kev Cobqha Cov Kawm ntawm nplooj ntawv 23.
- Has rua puab paub tas koj cheemtsum ca puab xyum lawv txhua yaam le txujkev kawm kws puab nyav kawm daug lug hab ua lawv nraim le kws koj tau qha puab.

“Nug cov lug nug, nyeem Vaaj lug kub ua ke, hab teb cov lu nug zoo le kuv ua nrug mej.”

“Sau cov duab Havtxwv Kalilai hab Havtxwv Tuag hab has cov lug kws has txug cov duab hab has nqai Vaaj lug kub lawv nraim le kuv tau ua nrug mej.”

“Mej txhua leej yuav tsum swv dua daim ntawv tshab thaum yuav sau dua daim duab Havtxwv Kalilai hab havtxwv Tuag.”

- Tomqaab kws qha cov kawm taag txhua txhua zaaj, thov cov kawm xaav txug tej leeg kws cov kawm yuav qha zaaj kawm kws puab nyav kawm rua tug ntawd. Has cov kawm sau tug kws puab yuav qha lub npe rua sau thawj nplooj ntawv huv zaaj kev kawm kws puab nyav kawm taag.

Xaus kev kawm

Khoomplig pub rua Tswv Yexu ☞

- Thov cov kawm ib leeg kws nwg zoo sab paab (tug paab) tawm lug ua yeebyaam nrug koj.
- Ca tug paab nyob ntawm ib saab chaav kawm hab koj nyob dua ib saab.
- “Kuv xaav ca mej xaav cov duab huv mej sab tas eb (Tug paab hab kuv) muaj kev ntseeg phaab ntsujplig zoo ib yaam.
- Eb ob leeg:”



Qhuas Vaajtswv

Tsaa ob txhais teg qhuas Vaajtswv.



Thov Vaajtswv

Ua ob txhais teg zoo le thov Vaajtswv.



Kawm Vaaj Lug kub

Nthuav ob txhais teg zoo le saamswm nyeem ntawv.



Has Tswv Yexu zaaj rua lwm tug

Ua txhais teg zoo le saamswm tseb noob qoob.

- Has suavdawg tas meb ob leeg muaj lub neej phaab ntsujplig zoo ib yaam, tsuas muaj ib yaam xwb kws txawv.
- “Yaam kws sws txawv huv eb ob leeg yog nwg cobqha cov tuabneeg kws nwg coj lug ntseeg Vaajtswv hab txhawb puab cobqha lwm tug ntxwv. Kuv tsuas yog qha cov tuabneeg kws kuv coj puab lug ntseeg xwb. Kuv tsw txhawb puab kuas moog cobqha lwm tug ntxwv.”

“Taamswm nuav, kuv xaav ca mej pum qhov sws ntxawv kws eb ob txujkev cobqha ua tshwm.”

- Tshaaj qha tas swjhawm ib xyoos meb ob leeg nyag coj nyag ib tug tuabneeg lug ntseeg Vaajtswv.
- Meb ob leeg nyag moog coj nyag ib tug kawm lug nreg nrug meb.

“Koj yuav pum tas ib xyoos dhau lug nuav tsw muaj kev txawvtxaav. Kuv coj tau ib leeg hab tug paab coj tau ib leeg lug ntseeg.”

- Le caag los xwj, tsuas yog tug paab xwb kws cobqha tug kws nwg coj lug ntseeg. Ca suavdawg ua yeebyaam teg ua ke; tug paab hab nwg tug ntseeg ua yeebyaam teg ua ke. Tabsws koj ua yeebyaam teg koj ib leeg.

“Ca peb saib ntxwv tas muaj daabtsw tshwmsswm rua xyoo ob, eb ob leeg nyag coj tau nyag ib tug tuabneeg lug ntseeg hab. Qhov tsw sws thooj yog tug paab cobqha nwg thawj tug ntseeg kuas ua zoo le nwg. Yog le ntawd, xyoo nuav kuv coj tau ib leeg lug ntxwv, tabsws ob tug ntawd nyag coj tau nyag ib leeg lug ntxwv.”

- Meb ob leeg moog ntawm cov kawm, nyag coj nyag ib leeg lug nrug meb paab. Taag ntawd, ca tug paab tug thwjtim moog coj dua ib tug thwjtim lug.

“Mej yuav pum tas dhau lug ob xyoos nuav muaj qhov sws txawv mivtswv xwb: kuv muaj ob leeg, tug paab muaj peb leeg.”

- Ib zag ntxwv, tug paab hab nwg peb tug thwjtim ua yeebyaam teg ua ke, tabsws ntawm koj paab, koj ua yeebyaam teg ib leeg xwb.
- Ua lawv tug yaamntxwv nuav “ntau xyoo” moog txug thaum kws cov kawm raug xais taag. Txhua zag koj ua yeebyaam ib leeg xwb hab has koj paab tas puab yuav tsum qhuas Vaajtswv, thov Vaajtswv, kawm Vaajtswv txuj lug, hab tshaaj tawm txuj moozoo, tabsws tsw coj qha kuas puab xyum hab txhawb puab kuas moog tshaaj tawm txuj moozoo.
- Yuav muaj tej zag kws mej muaj tuabneeg tsw txaus. Yog zoo le ntawd, has cov kawm kws tsw muaj tuabneeg txaus, ca puab tsaa puab ob txhais teg nyob chaw ntawm ob tug tuabneeg.
- Dhau moog tswb xyoos, cov kawm yuav hum sab cov tuabneeg coob leej kws lug ntseeg hab raug cobqha lug ntawm tug paab hab nwg cov thwjtim kws muaj pev rua koj paab. Ncu ntsoov has rua koj paab tas koj hlub puab hab xaav ca puab ruaj khov rua kev ntseeg koj txhaj qha puab ntau yaam, tabsws koj tsw cobqha hab txhawj puab kuas moog qha lwm tug ntxwv hlo le.

“Thaum koj moog txug sau ntuj ceebtsheej, koj xaav muaj khoomplig daabtsw pub rua Tswv Yexu rua qhov Nwg tuag sau ntoo khaublig txhwv koj?- cov tuabneeg npaum le koj muaj lossws paab thwjtim coob heev le tug paab cov?”

- Taw teg moog rua ntawm tug paab kws nyob dua ib saab huv chaav kawm.

“Vaajtswv tau saamfwm peb suavdawg kuas txw txwv hab fuamvaam. Kuv xaav zoo le Tswv Yexu, cobqha cov tuabneeg kuas cobqha lwm tug. kuv xaav muaj ib pob khoomplig luj luj kws yog paab tuabneeg coob coob kws kuv tau cobqha puab hab puab cobqha lwm tug.”

- Ca koj paab moog koom nrug lwm paab hab sws paab qha, suavdawg txhaj yuav tau kev kovyeej ua ke.
- Thov tug paab ua yeebyaam kws yog “khoomplig pub rua Tswv Yexu” thov Vaajtswv kaw kev kawm zag nuav.

Keu Hlub

Kev hlub qha txug Tswv Yexu zoo le Tug Tsomkwm: cov tsomkwm coj, tuamkwm, hab yug nwg cov yaaj. Peb yug tuabneeg thaum peb qha Vaajtswv txuj lug rau puab, tabsws yaam twg yuav yog thawj yaam kws peb yuav qha puab txug Vaajtswv? Cov kawm tshawbnrhav lu lug saamfwm kws tseemceeb tshaaj plawg, tshuajntsuag tas leejtwg yog tug kws yog lub hauvpaug kev hlub, hab tshawbnrhav txujkev pehawm kws nyob rua huv lu lug saamfwm kws tseemceeb tshaaj plawg.

Cov kawm xyum coj kev tswmtsaa cov thwjt看im yaam yoojyim ntawm plaub yaam kws zoo le tug yumswj qheb txuj ke: qhuas Vaajtswv (hlub Vaajtswv kawg lub sab), thov Vaajtswv (hlub Vaajtswv kawg tug ntsujplig), kawm Vaajtswv txuj lug (hlub Vaajtswv kawg kev xaav), hab xyum ua dejnum (peb txhaj hlub Vaajtswv kawg peb tug zug). Yeebyaam yaam kawg, “CovYaaj hab Cov Tsuv,”ua rua pum txug kev cheemtsuam txug cov thwjt看im kws nyob huv cov ntseeg.

Qhuas Vaajtswu

- Thov ib leeg thov Vaajtswv lug nrug suavdawg nyob hab foom koobmoov.
 - Hu ob zaaj nkauj qhuas Vaajtswv ua ke.
-

Thou Vaajtswu

- Txwb cov kawm ua nkawm nrug lwm tug kwv tsw tau raug txwb ua nkawm ua ntej.
 - Ob leeg huv ib nkawm nyag qha nyag le lug teb ntawm cov lu nug lawv le nuav:
 1. Puas muaj daabtsw rua peb thov Vaajtswv paab cov tuabneeg tsw ntseeg kws koj paub kuas dim?
 2. Puas muaj daabtsw rua peb thov Vaajtswv paab koj paab tuabneeg kws koj taabtom qha?
 - Yog tug nrug ua nkawm tsw tau cuab cobqha ib leeg hlo le, thov Vaajtswv paab kuas muaj cov tuabneeg kws muaj peevxwm nyob ntawm nwg ib thaajtsaam kuas muaj fwm-chim ua rua puab moog cuab kev cobqha tau.
 - Ob leeg thov Vaajtswv ua ke.
-

Kawm kev cobqha

Txheeb zaaj kawm qub

Kev txheeb zaaj kawm qub kuj zoo le txhua zag, has cov kawm sawv hab has cov kws puab nyav kawm taag. Saib kuas ruaj sab tas suav-dawg ua yeebyaam teg.

Yim daim duab kws paab peb ua lawv Tswv Yexu yog daabtsw?

Tug Tubrog, Tug tshawbnrhav, Tug saibxyuas, Tug tseb, Leej tub, Tug dawbhuv, Tug Qhev, hab Tug tsomkwm

Kev fuamvaam

*Peb yaam kws tug saibxyuas ua muaj daabtsw?
 Vaajtswv thawj lu lug saamfwm kws has rua tuabneeg yog daabtsw?
 Tswv Yexu lu lug sammfwm tomqaab kawg kws has rua tuabneeg
 yog daabtsw?
 Kuv yuav tawg paaj txw txw hab fuamvaam tau le caag?
 Ob lub havtxwv kws nyob huv tebchaw yisayee lub npe hu le caag?
 Vem le caag ob lub havtxwv ntaud sws txawv heev?
 Koj xaav thooj lub havtxwv twg?*

Tswv Yexu thooj le caag?

–Malakaus 6:34–Thaus Yexu tawm huv lub nkoj lug, Yexus pum cov tuabneeg coob coob ntaud, Yexu hlub puab kawg le rua qhov puab zoo le paab yaaj kws tsi muaj tug tswv yug. Yexus qha ntau zaaj rua puab.

“Tswv Yexu yog Tug tsomkwm kws zoo heev. Nwg hlub tuabneeg nplajteb heev kawg nkaus, Nwg pum tuabneeg tej teebmeem, hab pib qha txug Vaajtswv txujkev rua tuabneeg. Nwg muaj txuj sa nyob huv peb lub neej hab Nwg tseem ua dejnum zoo ib yaam le qub dhau peb lub neej.

Tug Tsomkwm



qug ob txhais teg lug rua ntawm lub cev zoo le saamswm sau tuabneeg lug rua huv koj lub xubdag.

Peb yaam kws tug Tsomkwm ua yog daabtsw?

–Ntawv Nkauj 23:1-6–Yawmsaub yug kuv zoo le yug yaaj, kuv yuav tsw tu pluag. Nwg pub kuv pw huv lub tshaav zaub mog ntsuab ntsuab, Nwg coj kuv moog ntawm ntug dej kws nyob ntsag quas tu. Nwg txhawb kuv tug Ntsujplig kuas rov muaj zug, Nwg coj kuv thaum txujkev ncaajnceeg vem yog saib rua Nwg lub npe. txawm yog kuv thaus lub haav kws tsaus ntuj nti kws yog txujkev tuag, kuv tsw tshai xwmtxheej phem daab tsw vem.

1. Tug tsomkwm coj nwg cov yaaj moog rua qhov chaw zoo
2. Tug tsomkwm tsomkwm nwg cov yaaj.
3. Tug tsomkwm pub zaub rua nwg cov yaaj.


“Tswv Yexu yog tug tsomkwm, thaum peb lawv Nwg qaab, peb yuas yog cov tuabneeg tsomkwm hab. Peb yuav coj tuabneeg lug ntseeg Yexu, tuamkwm tuabneeg ntawm daab ntxwngnyoog, hab muaj Vaajtswv txuj lug lug yug puab.”

Lu Lug Saamfwm Kws Tseemceeb Tshaaj Plawg Kws Yuav Tsum Coj Moog Qha Lum Tug Yog Daabtsw?


–Malakaus 12:28-31–Muaj ib tug xwbfbw qha Vaajtswv txujkevcai nyob ntawd. Nwg nov Yexus puab sib thaam. Nwg pum has tas, Yexus Kheto ua tuab zoo teb cov Xadukais zoo zoo, nwg txawm txaav lug nwg Yexus has tas, Vaajtswv txujkevcai nqai tug yog nqai tseemceeb dlua ndlais huv Tuabsi? Yexus teb has tas, Nqai kws kuv yuav has nuav tseemceeb dlua ndlais tej nqai huv tubsi. Ib tsoom tuabneeg Ixayees es, mej ua tuab zoo noog. Tug Tswv kws yog peb tug Vaajtswv nwg tuab leeg yog tug Tswv xwb. Mej yuav

tsum noog mej tug Vaajtsww lug kawg sab kawg ntsws, kawg plaab kawg plawv, hab kawg mej lub daag lub zug.

HLUB VAAJTSWW

 Tsa ob txhais teg rua sau ntuj zoo le txhawb nqa Vaajtsww.

HLUB TUABNEEG


 Thawb txhais teg tawm moog rua lwm tug.

Txujkev Hlub Lug Hou Twg Lug?


-1 Yauhaas 4:7, 8-Cov kwvtij kws kuv hlub es, peb ib leeg yuav tsum hlub ib leeg rua qhov Vaajtsww yog tug kws ua rua peb txawj sws hlub. Tug kws muaj lub sab hlub, tug ntawd yog Vaajtsww mivnyuas hab nwg paub Vaajtsww. Tug kws tsw muaj lub sab hlub, tug ntawd yeej tsi tau paub Vaajtsww rua qhov Vaajtsww yog tug muaj lub sab hlub.

KEV HLUB LUG NTAWM VAAJTSWW LUG


“Yog vem le nuav...peb tau txais kev hlub lug ntawm Vaajtsww, peb pub txujkev hlub rov rua Nwg.”


 Tsa ob txhais teg zoo le txais kev hlub hab muaj kev hlub pub rov rua Vaajtsww.


“Peb tau txais kev hlub lug ntawm Vaajtsww, hab peb pub kev hlub rua lwm tug.”


 Tsaa ob txhais teg zoo le txais kev hlub, taag ntawd, nthuav ob txhais teg rua tom nrau zoo le pub kev hlub rua lwm tug.”

Keu Pehawm Vaajtsuw Yaam Yoojyim Yog Daabtsuw?

 Qhuas Vaajtsuw
Tsaa ob txhais teg qhuas Vaajtsuw.

 Thov Vaajtsuw
Ua ob txhais teg zoo le thov Vaajtsuw.

 Kawm Vaajtsuw txuj lug
Nthuav ob txhais teg zoo le saamswm nyeem ntawv.

 Xyum kev pehawm
Ua txhais teg zoo le saamswm tseb noobqoob.

Vem Yog Le Caag Peb Txhaj Muaj Keu Pehawm Vaajtsuw Yaam Yoojyim?

—Malakaus 12:30—Mej yuav tsum noog mej tug Vaajtsuw lug kawg sab kawg ntsuw, kawg plaab kawg plawv, hab kawg mej lub dlaag lub zug.

Peb...	Txhaj...	Teg yeebyaam
<p>Hlub Vaajtsw kawg peb lub sab</p>	<p>Qhuas Nwg</p>	<p>☞ Tso txhais teg rua ntawm hauv sab taag tes tsaag teg rua sau ntuj qhuas Vaajtswv.</p>
<p>Hlub Vaajtswv kawg peb tug ntsujplig</p>	<p>Thov Vaajtxwv</p>	<p>☞ Nthua ob txhais teg rua ob saab tes nqug ua zoo le thov Vaajtswv.</p>
<p>Hlub Vaajtswv hawg kev xaav.</p>	<p>Kawm Vaaj Lug kub</p>	<p>☞ Tso txhais teg rua sau taubhau saab xws taag tes muab txhais teg nqeg lug nthuav zoo le saamswm nyem Vaaj lug kuj.</p>
<p>Hlub Vaajtswv kawg tug zug.</p>	<p>Faib yaam kws peb tau kawm.</p>	<p>☞ Tsaag ob txhais teg hab ua zoo le muaj muaj zug tes ua teg zoo le saamswm tseb noobqoob.</p>

- Txheeb cov qeb kev pehawm Vaajtswv yaam yoojyim nrug cov kawm. Txhua feem huv kev pehawm Vaajtswv cobqha peb kuas noog Tswv Yexu lu lug saamfwm kws tseemceeb nyob rua huv Malakau 12:30.
- Zaaj nuav qha txug lub homphaj ntawm kev pehawm Vaajtswv yaam yoojyim. Xyum ua yeebyaam teg nrug cov kawm ntau ntau zag.

“Peb hlub Vaajtswv kawg peb lub sab, peb txhaj qhuas Nwg. Peb hlub Vaajtswv kawg peb tug ntsujplig, peb txhaj thov Vaajtswv. Peb hlub Vaajtswv kawg kev xaav, peb txhaj kawm Nwg txuj lug. Peb hlub Vaajtswv kawg peb tug zug, peb txhaj xyum ua Nwg tej dejnum.”

Yuav Tsum Muaj Pistsawg Leeg Huu Kev Pehawm Vaajtswv Yaam Yoojyim?

–Mathais 18:20–Yog kuv cov thwjtim ob peb leeg tuaj nyob ua ke qhovtwg, kuv yuav nrug puab nyob qhov ntawd.

“Tswv Yexu cog lug tseg tas hov twg kws muaj ob los peb tug ntseeg nyob ua ke, Nwg nrug puab nyob.”

Memory Verse

–Yauhaas 13:34, 35–Nwgnuav kuv qha ib txujkevcai tshab rua mej has tas, Mej ib leeg yuav tsum hlub ib leeg ib yaam le kuv hlub mej. Yog mej ib leeg hlub ib leeg suavdawg yuav pum has tas, mej yog kuv cov thwjtim.

- Suavdawg sawvntsug hab has nqai Vaaj lub kub kaum zag ua ke. Thawj rau zag, cov kawm saib nqai Vaaj lug kuj huv ntawv tau. Plaub zag tomqaab, ca suavdawg xob saib ntawv hab has lug ntawm qhov cim ncu xwb. Cov kawm has zaaj kawm le npe tsawv le maam has nqai Vaaj lug kub txhua txhua zag. Thaum has kaum zag lawm, ca suavdawg nyob tau.
- Kev ua le nuav yuav ua rua cov cobqha paub cov kws xyum taag lawm.

Xyum Ua Lawm Kev Kawm

- Ca cov kawm nyag nyob nrug nyag nkawm ntawm lub swjhawm kawm feem nuav. Ob leeg sws hloov qha nwg nkawm.

“Tug kws noobnyoog ntau dua yog tug koj za nuav.”

- Xyum lawv cov qeb kawm huv ntawv nplooj 23.
- Ncu ntsoov has rua suavdawg tas koj xaav ca puab qha txhua yaam huv feem “kawm” lawv nraim le koj tau qha puab.

“Nug cov lug nug, nyeem Vaaj lug kuj ua kev, hab teb cov lug nug yaam le kuv ua nrug mej.”

- Tomqaab kws ob leeg xyum nrug nwg nkawm taag lawm, ca ob tug sws faib hab moog nrhav dua leeg hab xyum nrug tug ntawd ib zag ntxwv. Nug cov kawm kuas xaav txug tej leeg kws puab yuav qha zaaj kev kawm nuav rua tug ntawd tau thaum kws puab kawm kev cobqha tav lawm.

“Swv swjhawm mivntswv xaav txug tej leeg kws mej yuav qha zaaj kev kawm nuav rua tug ntawd tomqaab kws mej tau kawm tav kev cobqha nuav lawm. Sau tug ntawd le npe rua huv zaaj kawm nuav saab sau thawj nplooj ntawv.”

Xaus Txujkev Kawm

Kev Pehawm Vaajtswu Yaam Yoojyim

- Faib cov kawm ua paabpawg, ib paab muaj plaub leeg. pub swjhawm rua puab xaiv puab paab le npe.
- Moog ncig chaav kawm hab nug txhua paab le npe.
- Txheeb cov qeb kev pehawm Vaajtswu yaam yoojyim nrug cov kawm, has puab tas puab yuav xyum kev pehawm ua ke.
- Txhua leeg kws coj kev pehawm yuav tsum sws faib coj ib leeg ib qeb. Tug yaam ntxwv zoo le nuav, ib leeg coj qeb qhuas Vaajtswu, lwm tug coj qeb thov Vaajtswu, dua lwm tug coj qeb kawm Vaaj lug kuj, hab ib leeg coj qeb kev xyum.
- Has rua cov kawm kuas coj kev pehawm maav maav yog puab nyob ze lwm paab. Has cov kawm kuas “has” txug zaaj huv Vaaj lug kub xwb tsw yog “pav” Vaaj Lug kub. Has cov coj qeb kev kawm kuas has txug Vaajtswu txujkev hlab kws muaj nyob huv Vaaj Lug kub. Yog tas tug coj kev kawm txav sab tsw tau tas yuav has txug zaaj twg, paab qha rua tug ntawd has txug zaaj Tug Tub Ntxawg Yuam Kev los tau.
- Thaum has zaaj Vaajtswu txujkev hlab taag lawm, ca tug coj nug suavdawg lawv le nuav:
 1. Zaaj nuav qha daabtsw txug Vaajtswu rua peb?
 2. Zaaj nuav qha daabtsw txug tuabneeg rua peb?

3. Zaaj nuav yuav paab kuas kuv ua lawv Tswv Yexu tau le caag?

**Vem le caag kev tsumtsaa cov thwjtim txhaj muaj qhov tseem-
ceeb rua ntawm koj?**

COV YAAJ HAB COV TSUV ❧

- Has rua suavdawg tas swv lub chaav kawm ua chaw yug yaaj. Thov ib leeg lug ua tug zuv yaaj. Thov peb leeg ua cov tsuv. Cov kws tshuav suavdawg yog yaaj.

“Lub homphaj ntawm zaaj nuav yog cov tsuv ua kuas cov yaaj raug mob ntau npau le cov tsuv tug peevxwm yuav ua tau. Yog tug zuv yaaj kov raug tug tsuv, tes tug tsuv yuav nqaug hab tuag. Yog cov tsuv kov raug cov yaaj, tes cov yaaj yuav raug mob hab nqaug. Tug zuv yaaj raug mob tau yog muaj ob tug tsuv kov raug nwg ib txhwj. Yog leejtwg kws raug mob lossws tuag, ca tug ntawd tawm rua tomnrau, ua le nuav moog txug thaum kws tsw tshuav leejtwg lawm.

- Has suavdawg kuas muab tej ntawv, cwjmem, lossws tej yaam kws yuav ua rua tuabneeg raug mob tau nrug tawm moog ua ntej kws suavdawg ua zaaj yeebyaam nuav ua ke.

“Yog tej leeg qw nrov nrov thaum suavdawg ua zaaj yeebyaam nuav los tsw ua caag.”

- Suav txug peb hab has “Pib tau!” ca suavdawg sws ntsab txug thaum kws cov tsuv tuag taag lossws cov yaaj raug mob taag.

Feem ntau, cov yaaj yuav raug mob tsw taag, tabsws tug zuv yaaj yuav raug mob hab.

- Has suavdawg tas yuav rov qaab ua zaaj nuav ib zag ntxwv. Zag nuav, xais tswb leeg ua cov yug yaaj tabsws swv peb tug tsuv qub. Cov kawm kws tshuav yog cov yaaj. Txhawb sab cov yaaj kuas nyob ua ke ua paabpawg miv miv ze cov yug yaaj kuas tau ntxais kev tsom-kwm lug ntawm cov yug yaaj. Suav txug peb hab has “pib tau!”
- Ca suavdawg dha sws caum sws ntsab txug thaum kws cov tsuv tuag taag lossws cov yaaj taag nrho raug mob. Zag nuav cov tsuv yuav tuag sai zog hab cov yaaj feem tsawg raug mob.

“Qhov nuav yog ib daim duab kws ua rua peb paub tas vem le caag peb txhaj cheemtsum muaj cov ntseeg ntau pawg hab cov pawgntseeg ntau. “Kev ua yeebyaam thawj zag zoo le ib tug xwbfbw kws swv nwg tug peevxwm tuamkwm pawgntseeg hab xaav ca pawgntseeg luj hab muaj coob tuaj. Qhov nuav yoojyim heev rua daab ntxwngnyoog tuaj daag ntxag cov ntseeg tau. Kev ua yeebyaam zag ob ua rua peb pum tas cov thawjcoj phaab ntsujplig kuj muaj peevxwm tuamkwm cov ntseeg paab miv miv tau. Vem le nuav daab ntxwngnyoog hab nwg cov ntsujplig phem (cov tsuv) yuav daag ntxag cov ntseeg tau tsw yoojyim.”

“Tswv Yexu yog tug saibxyuas kws zoo. Nwg pub Nwg txujsa rua Nwg paab yaaj. Peb, kws yog cov saibxyuas phaaj ntsujplig, tswm nyog muaj peb ‘txuj sa’—peb lub swjhawm, lug thov Vaaitswv, peb lub homphaj—rua cov kws yog peb cov yaaj, cov kws saib ntsoov peb lub neej kws puab yuav kawm txug Tswv Yexu tau. Peb tsuas nyob ntawm tej qhov kws muaj tuabneeg coob coob tau ib zag ib qhov xwb, puas yog? Tsuas muaj Tswv Yexu ib leeg xwb kws nyob tau ntau ntau qhov ntawm ib lub swjhawm. Qhov nuav

yog dua ib qhov kws peb tswmnyog cobqha cov ntseeg kuas puab
moog cobqha lwm tug ntxwv kuas cov ntseeg coob leej sws paab
rws lwm tug lub nraa hab ua rua Tswv Yexu txuj lug tav tau.”

Keu thou Vaajtswu

Kev thov Vaajtswv qha txug Tswv Yexu zoo le Tug Dawbhuv. Nwg ua lub neej nyob yaam dawbhuv has tuag thij peb suavdawg sau tug ntoo kaublig. Vaajtswv saamfwm peb kuas ua lub neej dawbhuv huv lub swjhawm kws peb lawv qaab Tswv yexu. Tug tuabneeg dawbhuv pehawm Vaajtswv, ua lub neej dawbhuv, hab Thov Vaajtswv rua lwm tug. Kev lawv qaag tswv Yexu tug yaamntxwv thov Vaajtswv, peb qhuas vaajtswv, ntxeev dua sab tshab ntawm peb tej kev txhum, thov Vaajtswv rua yaam kws peb cheemtsum, hab yeem ua yaam kws Nwg has kuas peb ua.

Vaajtswv teb peb tej lug thov ntawb ib txujkev huv plaub txujkev: tsw tau (yog peb thov ntawm kev xaav kws tsw zoo), tog (yog tas tsw tau txug swjhawm), luj hluv (yog Vaajtswv pum tas peb tswmnyog luj hluv txaus ua ntej kws Nwg yuav teb peb le lug thov), tau (yog peb thov lawv le Vaajtswv txuj lug hab Nwg tug dejsab). Ca cov kawm cim Vaajtswv le xuvtooj, 3-3-3, kws nyob rua huv Yelemei 33:3 hab ncu ntsoov hu Vaajtswv txhua txhua nub.

Qhuas Vaajtswu

- Thov ib leeg thov Vaajtswu kuas Vaajtswu nrug suavdawg nyob hab foom koobmoov rua suavdawg.
 - Hu ob zaaj nkauj qhuas Vaajtswu ua ke.
-

Thou Vaajtswu

- Muab cov kawm txwb nkawm nrug tug kws tsw tau ua nkaws ua ntej hlo le.
 - Ob leeg huv ib nkawm nyag qha nyag le lu lug teb ntawm cov lug nug lawv le nuav:
 1. Puas muaj daabtsw rua peb yuav thov Vaajtswu paab cov tuabneeg tsw ntseeg kws koj paub kuas dim?
 2. Puas muaj daabtsw rua peb yuav thov Vaajtswu paab koj paab tuabneeg kws koj taabtom qha?
 - Yog tug nrug ua nkawm tsw tau cuab cobqha ib leeg hlo le, thov Vaajtswu paab kuas muaj cov tuabneeg kws muaj peevxwm nyob ntawm nwg ib thaajtsaam kuas muaj fwm-chim ua rua puab moog cuab kev cobqha tau.
 - Ob leeg thov Vaajtswu ua ke.
-

Kawm Zaaj Kev Kawm

Kev ua sw Xuuttooj ☞

“Mej puas tau ua kev ua sw xuvtooj dua le?”

- Ca suavdawg nyob puag cig ua kev. Has rua puab tas, koj yuav has tej yaam rua tug kws nyob ntawm koj ib saab, taag ntawd, tug ntawd yuav has rua tug kws nyob ntawm nwg ib saab. Tug kws nov cov lug ntawd ntxhw cov lug hov rua lwm tug moog txug thaum kws has puag cig thoob cov tuab-neeg kws nyob ua ke ntawd.
- Tug tom qaab kawg has cov lug ntawd nrov nrov rua suavdawg nov hab koj has cov lug kws koj tau has thawj zag rua suavdawg sws pev tas cov lug ntawd puas thooj le kws puab nov. Cov lug kws yuav has rua puab, ca xaiv tej nqai lug kws tsw tshuam muaj qaabhau hab muaj ob peb yaam huv nqai lug ntawd, ua lawv le nuav ob zag.

“Peb tau nov ntau yaam kws has txug Vaajtswv ntau zag, tabsws txhua zag peb tsw taag ncaaj nraim nrug Vaajtswv. Yaam kws peb ua nuav, yog tas koj nug kuv txug yaam kws kuv tau has, nwg yuav tsw nyuab rua koj kws yuav kaag sab tau. Thaum peb nov cov lug kws dhau coob leej lug lawm, nwg yuav ua rua peb kaag sab yuamkev lossws ua txhum tau yoojyim. Kev thov Vaajtswv muaj qhov tseemceeb rua huv peb lub neej phaab ntsujplig vem yog nwg yog txujkev kws peb thaam ncaaj nraim rua Vaajtswv.”

Txheeb Zaaj Kawm Qub

Kev txheeb zaaj kawm qub zoo le txhua zag. Has cov kawm sawv hab has zaaj kws nyav kawm taag nrov nrov. Has kuas suavdawg ua yeebyaam teg hab.

Yim daim duab kws paab peb ua lawv Tswv Yexu yog daabtsw?

Tug Tubrog, Tug Tshawbnrhav, Tug Saibxyuas, Tug Tseb, Leej Tub, Tug Dawbhuv, Tug Qhev, hab Tug Tsomkwm

Kev fuamvaam

*Peb yaam kws tug saibxyuas ua muaj daabtsw?
Vaajtswv thawj lu lug saamfwim kws has rua tuabneeg yog daabtsw?
Tswv Yexu lu lug sammfwim tomqaab kawg kws has rua tuabneeg
yog daabtsw?
Kuv yuav tawg paaj txw txw hab fuamvaam tau le caag?
Ob lub havtxwv kws nyob huv tebchaw yisayee lub npe hu le caag?
Vem le caag ob lub havtxwv ntawd sws txawv heev?
Koj xaav thooj lub havtxwv twg?*

Kev Hlub

*Peb yaam kws Tug tsonkwm ua yog daabtsw?
Lu lug saamfwim tseemceeb kws yuav muaj qha rua lum tug
yog daabtsw?
Kev hlub lug hov twg lug?
Kev Pehawm Vaajtswv Yaam Yoojyim yog daabtsw?
Vem le caag peb txhaj yuav tsum muaj Kev Pehawm Yaam Yoojyim?
Yuav tsum muaj pistsawg leeg huv Kev Pehawm Yaam Yoojyim?*

Tswv Yexu thooj le daabtsw?

—Luka 4:33-35—Muaj ib tug txwvneej raug daab tuaj huv lub tsev saiblaaj. Nwg qaw nrov nrov has tas, Yexu tug kws yog tuabneeg Naxale es, koj tuaj thaab peb ua daabtsw? Koj tuaj ua kuas peb puamruaj lov? Kuv yeej paub koj lawm, koj yog Vaajtswv tug tubkhai zoo kawg nkaus. Yexus txwv daab has tas, Koj ua twjywm, koj ca le tawm plawg huv tug txwvneej ko lub cev moog. Daab ua rua tug txwvneej ntawd qaug kag rua huv pegteb rua ntawm suavdlawg xub ndhag, tes daab txawm tawm plawg lawm tsw ua rua tug txwvneej ntawd raug mob le caag le.

“Tswv Yexu yog Vaajtswv Tug Dawbhuv. Nwg yog tug kws peb pehawm. Nwg yog tug thov Vaajtswv rua peb ntawm Vaajtswv xubdlag hab. Nwg hu peb lug thov Vaajtswv rua lwm tug hab ua

lub neej kuas dawbhuv hab npuab rua Nwg. Tswv Yexu yog Tug Daawbhuv, peb txhaj ruag hu lug ua cov dawbhuv.”

Tug Dawbhuv



Ua ob txhais teg zoo le thov Vaajtswv.

Peb Yaam kws Tug Dawbhuv ua yog Daabtsw?

–*Mathais 21:12-16*–*Yexu moog tom lub Tuamtsev. Nwg ntab cov tuabneeg kws tuaj ua laag ua luam huv lub Tuamtsev lub vaajloog tawm moog. Nwg muab puab tej rooj pauv nyaj hab muab cov tuabneeg muag nquab tej rooj nyob ntseev pis hlo tseg. Yexu has rua puab has tas, tub muaj lug sau ca rua huv Vaajtswv phoo ntauw lawm has tas, suavdlawg yuav hu kuv lub Tuamtsev has tas, Qhovchaw tuabneeg tuaj thov kuv, tabsws mej tuaj muab ua qhovrua rua tubsaab nkaum. (Yaxayas 56:7) Cov tuabneeg digmuag hab cov tuabneeg cegtawv tuaj cuag Yexu huv lub Tuamtsev, Yexu khu puab txhua tug tej mob zoo huv tuabsw. Thaus cov Povthawj hlub hab cov xwbfwb qha Vaajtswv txujkevcai pum tej txujci tseemceeb kws Yexu ua ntawd, hab nov cov mivnyuas yau kws tuaj nyob huv lub Tuamtsev qaw ntsoog qeeg has tas, ua Vaajntxwv Davib tug xeebntxwv tsaug, puab chim kawg le. Puab has rua Yexu tas, Koj tsw nov tej kws cov mivnyuas yau ntawd has lov? Yexu teb has tas, Nov lawm. Mej tsw tau nyeem Vaajtswv phoo ntauw zaaj kws has tas, Koj cob cov mivnyuas yau, hab cov mivnyuas moglab paub ua Vaajtswv tsaug laww le Vaajtswv lub sab nyam.*

1. Tug Dawbhuv pehawm Vaajtswv.

“Peb qhuas Vaajtswv zoo le cov mivnyuas yau ua huv lub Tuamtsev.”

2. Tug Dawbhuv muaj lub neej nyob yaam dawbhuv.

“Tswv Yexu tsw tso cai ca Nwg Leejtxwv lub tuamtsev yog lub chaw kws tej tuabneeg sab hlub ua kev phem kev qas.”

3. Tug Dawbhuv Thov Vaajtswv rua lwm tug.

“Tswv Yexu has tas, Vaajtswv lub Tuamtsev yog lub tsev thov Vaajtswv.”

“Tswv Yexu yog Tug Dawbhuv hab muaj txujsa nyob huv peb. Thaum peb laww Nwg qaab, peb yuav lub hlub huv txujkev dawbhuv kws ntxwm nyog Nwg tug dawbhuv. Peb yuav pehawm, muaj lub neej nyob yaam dawbhuv, hab thov Vaajtswv rua lwm tug ib yaam le Tswv Yexu ua.”

Peb yuav thou Vaajtswv le caag?

–Luka 10:21–Taamswm ntawd, Vaajtswv tug Ntsujplig ua rua Yexu zoo sab kawg nkaus le. Yexu has tas, Txwv es, Koj yog tug Tswv kws kaav sau qaumntuj hab huv nplajteb nuav. Kuv ua koj tsaug rua qhov koj tub muab tej nuav zais ca tsw pub cov tuabneeg muaj tswvyim hab txawjntse paub. Tabsws Koj qha tej ntawd rua cov tuabneeg tsw txawj tsw ntse paub xwb. Txwv, Koj yeej pum zoo ua le ntawd.

QHUAS VAAJTSWV

“Tswv Yexu moog cuag Vaajtswv ntawm lu lug thov Vaajtswv, kev xyivfaab, hab ua tsaug txug yaam kws Vaajtswv tau ua huv nplajteb.”

Qhuas Vaajtswv



Tsaa ob txhais teg qhuas Vaajtswv.

–Luka 18:10-14–Yexus has tas, Muaj ob tug txwvneej moog thov Vaajtswv peg lub Tuamtsev. Ib tug yog cov Falixai, ib tug yog cov tuabneeg sau se. Tug Falixais sawvntsug rua ib chaav thov has tas, Vaajtswv, kuv ua koj tsaug vem kuv zoo tsw thooj le luas tej. Kuv tsw ntshaw ub ntshaw nuav, kuv yog tuabneeg ncaajnceeg, kuv tsw zwg luas puj luas sev, hab kuv zoo tsw thooj le tug nam tuabneeg sau se ntawd. Xyaa nub kuv yoo mov ob zag, hab tej nyajtxag kws kuv khuv tau, kuv muab ib feem kaum rua koj. Tabsws tug tuabneeg sau se sawv ib chaav dleb tsawv, tsi tsaa qhovmuag saib sauntuj hlo le. Nwg nyuajsab kawg, nwg ntaus nwg hauv sab hab has tas, Vaajtswv es, kuv yog tuabneeg txhum thov koj hlub kuv lauj. Yexu has tas, kuv qha rua mej tas, thaus ob tug rov moog tsev, tug sau se yog tug ua hum Vaajtswv sab, tsw yog tug Falixai, rua qhov tug kws khaav has tas, nwg yog tug muaj fwjchim, Vaajtswv yuav txu tug ntawd lub fwjchim. Tabsws tug kws txu fwjchim, Vaajtswv yuav pub tug ntawd muaj fwjchim.


NTXEEV DUA SAB TSHAB

“Huv zaaj nuav, Tswv Yexu pev ob tug txwvneej kws thov Vaajtswv. Thaum tug Falixai thov Vaajtswv, nwg muab hlub hab

xaav tas nwg zoo dhau cov ‘tuabneeg txhum’. Thaum tug tuabneeg sau se thov Vaajtswv, nwg txu fwjchim ntawm Vaajtswv xubndag hab leeg nwg txujkev txhum. Tswv Yexu has tas tug sau se yog tug kws Vaajtswv txaus sab rua nwg lu lug thov.”

“Kev ntxeev dua sab tshab txhais tau tas yog kev leeg yug tej kev txhum hab tig rov qaab rua txujkev ua phem kev qas hab yuav tsw rov qaab moog ua ntxwv. Cov kws txeev dua sab tshab yuav tau kev zaam txem hab ua huv Vaajtswv sab.”

Ntxeev dua sab tshab

 Tig ob txhais xwbteg rua ib saab hab fee plhu dua ib saab.




–Luka 11:9–Vem le ntaud, Kuv txhaj qha rua mej has tas, mej yuav tsum thov, mej txha yuav tau, mej yuav tsum nrhav mej txha yuav ntsub, mej yuav tsum hu, Vaajtswv txhaj yuav qheb qhov-rooj rua mej.

THOV VAAJTSWV

“Tomqaab kws peb lug nyob ntawm Vaajtswv xubdag lug ntawm kev qhuas hab ntxeev dua sab tshab lawm, peb txhwj kws yuav thov Vaajtswv txug yaam kws peb cheemtsum. Coob leeg cuab puab lu lug thov lug ntawm kev thov, tabsws kev ua le nuav zoo le peb tsw fwm Vaajtswv. Tswv Yexu lu lug thov qha txuj hauvkev rua peb cuap lu lug thov Vaajtswv lug ntawm kev qhuas Vaajtswv (Mathai 6:9) hab le maav thov.”

Thov

 Ua phoov teg zoo le thov.



–Luka 22:42–Txwv es, yog Koj pum zoo thov Koj tsw xob ca kuv raug tej kev txomnyem nuav. Txawm yog le caag los puamchawj, Koj tsw xob ua lawv le kuv lub sab nyam, thov Koj ua lawv le Koj lub sab nyam xwb.

YEEM RUA VAAJTSWV

“Tswv Yexu raug kev nyuaj sab heev nyob huv lug vaaj Kexemani kws Nwg yuav raug dai rua sau ntoo khaublig. Tsw taag le nua, Nwg has tas, ‘Ntxawm yog le caag los xwj, tsw xob ca ua lawv kuv lug sab nyam, tabsws ca ua lawv Koj lub sab nyam.’ Thaum ksw thov yaam kws peb cheemtsum lawm, peb noog Nwg hab yeem ua yaam kws Nwg thov ca peb ua.”

Yeem rua yaam kws Vaajtswv thov Peb



Muaj ob txhais teg sws npuab hab tsaas rua ntawm hauvplaj zoo le fwm Vaajtswv.

Kev thov Vaajtswv ua ke

- Nyag coj nyag paab swv plaub feem huv kev thov Vaajtswv, thov Vaajtswv ib zag ib feem.
- Sauvdawg thov Vaajtswv nrov nrov ntawm feem ‘Qhuas’ hab ‘Thov’. Thov Vaajtswv huv sab ntawm feem ‘Ntxeev dua sab tshab’ hab ‘Yeem’.

“Koj yuav paub tas swjhawm thov Vaajtswv taag thaum kuv has tas, ‘Ca Vaajtswv cov tuabneeg has tas...Amee.’”

- Txhawb sab cov kawm kuas ua yeebyaam teg thaum puab thov Vaajtswv kuas paab puab ncu tau feem kws puab saamswm xyum.

Vaajtswu Yuav Teb Peb Cou Lug Thou Le Caag?

–Mathais 20:20-22–Xenpedai tug quaspuj ,nwg koj nwg ob tug tub tuaj cuag Yexu. Nwg txhus caug ndua ntawm Yexu kwtaw hab thov Yexu paab nwg ob tug tub. Yexu nug nwg tas, ‘koj xaav kuas kuv paab koj ob tug tub le caag?’ Nwg teb has tas, ‘Thov Koj cog lug tseg rua kuv has tas, thaus Koj rov lug ua Vaajntxwv lawm, Koj yuav pub kuv ob tug tub ib tug nyobtsawg ntawm Koj saabxws, ib tug nyobtsawg ntawm koj saabtxhum.’ Yexu has tas, ‘Yaam kws meb thov ntawd meb tsi totaub. Meb puas yuav nyaj taug tej kev tswmtxom kws Kuv yuav raug? Obtug teb has tas, ‘taug xwb los maj’.

TSW TAU

“Yakaunpau hab Yauhaa nam thov kuas Tswv Yexu pub ob-tug ua tug hlub kws muaj teg haujlwm zoo nyob ntawm Tswv Yexu ob saab sau ntuj ceebtsheej. Txujkev muajhlub hab xaav tau fwjchim tshoov ob tug nam lub sab. Tswv Yexu has rua nwg tas Tswv Yexu pub lawv nwg lu lug thov tsw tau vem yog ruas muaj Vaajtswv ib leeg xwb kws muaj fwjchim pub tau. Vaajtswv teb tas ‘tsw tau’ thaum peb thov lug ntawm kev xaav kws tsw zoo.”

Tsw tau – peb muaj txujkev xaav tsw zoo



Cu taubhau rov ntaav ua tug qauv tas “tsw tau”




–Yauhaas 11:11-15–Thaus Yexu has le nuav taag, Yexu rov has dlua tas, ‘Peb tug phoojywg Laxalaus tub tsaugzug lawm, tabsws kuv yuav moog tsaa nwg sawv.’ Cov thwjtim teb Yexu has tas, ‘Xwbfbw yog nwg tsaug taug zug lawm nwg tug mob yeej yuav zoo.’ Yexu has txug qhov kws Laxalaus tuag lawm, tabsws cov thwjtim xaav has tas, Yexu has txug qhov kws Laxalaus tsaugzug. Yexs qha tseeb tseeb rua puab tas, ‘Laxalaus tub tuag lawm. Kuv zoo sab rua qhov kws kuv tsi nyob ntawd. Kuv ua le nuav tub yog kuv xaav kuas mej ntseeg kuv. Peb ca le moog saib nwg.

TOG

“Tswv Yexu paub tas Laxalau mob, hab Nwg tswmnyog moog txug sai hab khu Laxalau. txawm le caag los xwj, Nwg tog txug thaum Laxalau tuag vem yog Nwg cheemtsu ua teg haujlwm tseemceeb yog hu tuabneeg sawv huv qhov tuag rov qaab lug. Tswv Yexu paub tas kev ua le nuav yuav paab cov thwjtim txujkev ntseeg luj hlub tuaj hab yuav pub txujcim rua Vaajtswv yog tas Laxalau sawv lug. Tej zag peb yuav tsum tog yog tas tswv tau txug swjhawm.”

Tog – peb yuav tsum tog Vaajtswv lub swjhawm, tswv yog peb lub swjhawm.

 Thawb ob txhais teg qeg zoo le has kuas lub tsheb ndog maav maav.




–Luka 9:51-56–Thaus yuav laug txug lub swjhawm kws Vaajtswv yuav coj Yexu moog sau ntuj Ceebtsheej, Yexu ua ib sab sawv kev moog nraag lub nroog Yeluxalee. Yexu khai ib co tuabneeg ua Nwg ntej moog, puab moog huv ib lub zog huv Xamali tebchaws moog tu chaw, hab npaaj tej qhovtxhuachaw huv tuabsu tog Yexu.

Tabsws cov tuabneeg Xamali tsi pub Yexu lug huv puab lub zog rua qhov suavdawg paub has tas, Yexu yeej yuav moog nraag lub nroog Yeluxalee. Thaus Yakaunpau hab Yauhaa kws yog Yexu ob tug thwjtim nov le ntawd, obtug has rua Yexu tas, “Xwbfwb, Koj puas xaav kuas wb hu suavtawg poob sau ntuj lug hlawv cov tuabneeg ntawd huv tuabsw?”. Yexus tig hlo moog tshev ob tug. Tomqaab ntawd Yexu ca le koj Yexu cov thwjtim moog dua lwm lub zog lawm.

LUJ HLUB

“Thaum lub zog Xamali tsw tog txais Tswv Yexu, Yakaunpau hab Yauhaa xaav ca Tswv Yexu muab suavtawg hlawv kuas lub zog ntawd puamtsuaj. Cov thwjtim tsw paub txug Txwv Yexu teg dejnum kws yog Nwg qeg lug paab tuabneeg, tsw yog ua rua tuabneeg raug mob. Cov thwjtim muaj tej yaam kws yuav tsum luj hlub! Ib yaam nkaus, thaum peb thov Vaajtswv txug tej yaam kws peb tsw cheemtsuam tag tag, lossws yuav ua rua peb muaj teebmeem, lossws yaam kws peb thov tsw hum rua Vaajtswv teg dejnum kws Nwg muab rua huv peb lub neej, Nwg yuav tsw tau pub. Nwg has tas peb yuav tsum luj hlub.”

Luj hlub – Vaajtswv xaav ca peb luj hlub ntawm tej yaam tsawv.

 Ua ob txhais teg zoo le tsob ntoo saamswm luj hlub.



–Yauhaas 15:7–Yog mej nrug Kuv koom ib txugsa, hab mej khaws Kuv tej lug ca rua huv mej lub sab lawm, mej xaav yuav yaam twg, mej ca le thov mej yuav tau yaam ntawd.

TAU

“Thaum peb lawv Tswv Yexu qaab hab ua lub neej lawv le Nwg txuj lug, peb thov yaam kws peb cheemtsu ntawm Vaajtswv tau hab peb muaj kev ruaj sab tas Nwg yuav pub rua peb. Vaajtswv has tas, ‘Yog, tau! Mej muaj yaam ntawd tau!’”

Tau – peb thov lawv le Vaajtswv tug dej sab hab Nwg has tas “Tau”



Cu taubhau ua tug qauv tas “tau” hab taw teg rua tom hauv ntej ua tug qauv tas “moog.”

Nqai Vaaj lug kub ca cim ncu

–Luka 11:9–Vim le ntawd, kuv txhaj qha rua mej tas, mej yuav tsum thov, mej txhaj yuav tau, mej yuav tsum nrhav mej txhaj yuav ntswb, mej yuav tsum hu, Vaajtswv txhaj yuav qheb qhov-rooj rua mej.

- Suavdawg sawvntusug hab has nqai Vaaj lub kub kaum zag ua ke. Thawj rau zag, cov kawm saib nqai Vaaj lug kuj huv ntawv tau. Plaub zag tomqaab, ca suavdawg has lug ntawm qhov cim ncu xwb. Cov kawm has zaaj kawm le npe ua ntej le maam has nqai Vaaj lug kub txhua txhua zag. Thaum has kaum zag lawm, ca suavdawg nyob tau.
- Kev ua le nuav yuav ua rua cov cobqha paub tas cov kawm xyum taag lawm.

Xyum kev cobqha

- Ca cov kawm nyob tig xubdag nrug nwg nkawm thov Vaajtswv hab sws hloov qha zaaj kws tau kawm lug.

“Tug kws qeg taub dhau yog tug coj.”

- Ua lawv cov qeb cobqha ntawm nplooj ntawv 23.
- Ncu ntsoov has cov kawm tas koj xaav ca puab ua lawv nraim zaaj kev kawm zoo le koj tau qha puab.

“Nug lug nug, nyeem Vaaj lug kub ua ke, hab teb cov lug nug lawv nraim le kuv ua nrug mej.”

- Tomqaab kws cov kawm tau qha nwg nkawm lawm, has puab kuas nrhav dua tug nkawm hab xyum dua zag. Has cov kawm kuas xaav txug tej leeg kws puab yuav qha kev cobqha nuav rua tug ntawd tau thaum puab kawm kev cov qha tav lawm.

“Swv lub swjhawm mivntswv xaav txug tej leeg kws koj paub hab yuav qha kev cobqha nuav rua tug ntawd tau tomnrau kev cobqha nuav. Sau tug ntawd lub npe rua saab sau thawj nplooj ntawv huv zaaj nuav.”

Xaus Zaaj Kev Kawm

Vaajtswv Tug Xuvtooj

“Koj puas paub Vaajtswv tug xuvtooj? Vaajtswv tug xuvtooj yog 3-3-3.”

–Yelemi 33:3–Koj tsaa ncauj thov Kuv, Kuv yuav teb koj tej lug, Kuv yuav qha tej kws tseemceeb heev, hab tej kws nyob nraim nkoog, kws koj tsw tau paub dua rua koj.

“Ua kuas ruaj sab tas koj hu Nwg txhua nub. Nwg tseem tog ntsoov noog koj hab nyam thaam nrug Nwg cov mivnyuas.”

Ob Txhais Teg – Kaum Tug Ntiuteg ☞

- Tsaa ob txhais teg.

“Peb tswmnyog thov Vaajtswv rua ob yaam txhua txhua nub yog cov ntseeg hab cov tsw ntseeg.”

“Peb thov Vaajtswv rua cov ntseeg kuas puab ua lawv Tswv Yexu hab cobqha lwm tug kuas ua ib yaam nkaus. Peb thov Vaajtswv rua cov tsw ntseeg kuas puab yuav txais yuav Vaajtswv.”

- Txhawb sab cov kawm kuas xaiv tswb leeg kws tsw tau ntseeg Vaajtswv hab suav rua ntawm cov ntivteg saab xws.swv swjhawm thov Vaajtswv rua puab kuas puab lug ua cov lawv Tswv Yexu qaab.
- Ntawm puab txhais teg saab lauj, ca cov kawm loos txug cov ntseeg kws puab yuav cobqha kuas lawv qaab Tswv Yexu tau. Sws koom thov Vaajtswv rua cov ntseeg ntawd kuas puab yuav lawv Tswv Yexu qaab taag puab lub sab.

Keu Noog Lug

Kev noog lug qha cov kawm paub txug Tswv Yexu zoo le Tug Qhev: cov qhev paab tuabneeg; puab muaj lub sab kws txu fwjchim. Hab puab noog puab tug tswv le lug. Ib yaam nkaus, Tswv Yexu ua dejnum hab ua lawv Nwg Leejtxwv, nwgnuav peb ua dejnum hab lawv Tswv Yexu qaab. Nyob chaw ntawm tug kws muaj fwjchim, Nwg muab plaub lu lug saamfwm rua peb noog lug: moog, tswmtsaa thwjtim, ua kev cai raus dej rua cov lug ntseeg, hab qha tuabneeg kuas noog Nwg cov lug saamfwm taag nrho. Tswv Yexu kuj tau cog lug tseg tas Nwg yuav nrug peb nyob txhua lub swjhawm. Thaum Tswv Yexu muab cov lug saamfwm, peb tswmnyog noog lug txhua lub swjhawm, taamswm ntawd, hab noog lug ntawm peb lub sab kws muaj kev hlub.

Cua daaj cua dub huv lub neej muaj huv suavdawg lub neej, tabsws tug tuabneeg ntse koj nwg lub neej lug ntawm qhov noog Tswv Yexu le lug saamfwm; tuabneeg nruag tsw ua le ntawd. Thaum kawg, cov kawm cuab teg daagnum lawv le Tubkhais teg dejnum 29, puab daim duab kws zoo le thaaj teb kws puab yuav moog hlais hab sau, daim duab kws puab yuav koj lug has rua suavdawg thaum xaus kev cobqha cov thwjtim.

Qhuas Vaajtsuw

- Ca ib leeg thov Vaajtsuw kuas Vaajtsuw lug nrug suavdawg nyob hab foom koobmoov.
- Hu ob zaaj nkauj ua ke.

Thou Vaajtsuw

- Muaj cov kawm txwb nkawm nrug tug kws tsw tau ua nkaws ua ntej hlo le.
- Ob leeg huv ib nkawm nyag qha nyag le lu lug teb ntawm cov lu nug lawv le nuav:
 1. Puas muaj daabtsw ca peb thov Vaajtsuw paab cov tuabneeg tsw ntseeg kws koj paub kuas dim?
 2. Puas muaj daabtsw ca peb thov Vaajtsuw paab koj paab tuabneeg kws koj taabtom qha?
- Yog tug nrug ua nkawm tsw tau cuab cobqha ib leeg hlo le, thov Vaajtsuw paab kuas muaj cov tuabneeg kws muaj peevxwm nyob ntawm nwg ib thaajtsaam kuas muaj fwmchim ua rua puab moog cuab kev cobqha tau.
- Ob leeg thov Vaajtsuw ua ke.

Kawm Zaaj Kev Kawm

Ua yeebyaam qab uwm! ☞

“Nub nuav kuv yuav ua tej yaam kws kuv ca sab tas mej yuav tsw novqaab. Sawv puag cig hab saib ntawm kuv. Kuv xaav ca mej ua lawv txhua yaam kws kuv ua.”

- Thawj zag, ua yeebyaam teg kws yoojyim kuas suavdawg ua lawv tau. Tug yaamntxwv zoo le rualu, kov koj le plhu, so koj lug laujtshwb, hab ua ntau yaam. Ua cov yaamntxwv kws yoojyim hab ua qeeb qeeb rua suavdawg ua lawv tau.

“Puas yoojyim kws ua lawv kuv? Vem yog le caag txhaj yoojyim lossws tsw yoojyim?”

“Nwg yoojyim kws yuav ua lawv kuv vem yog kuv ua txhua yaam yoojyim. Thaum nuav, kuv xaav ca mej ua lawv kuv ib zag hab. Ncu ntsoov tas ua txhua yaam lawv nraim le kuv ua.”

- Zag ob, ua tug qauv yeebyaam tuabneeg vwm koom nrug lwm yaam yeebyaam kws tsw muaj leejtwg ua lawv tau. Tej leeg yuav ua lawv koj, tabsws feem coob yuav luag hab has tas ua tsw tau.

“Zag nuav puas yoojyim rua mej ua lawv? Vem le caag txhaj yoojyim lossws tsw yoojyim?”

“Peb qha cov zaaj kawm kws thaws paaj txw txwv tau yoojyim rua mej. Thaus peb qha cov zaaj kawm lawv txujkev nuav, mej cobqha lwm tug kuas moog cobqha lwm tug tau. Yog cov zaaj kawm kws muaj ob peb yaam sws xyaw, tuabneeg yuav coj moog qha lwm tug tsw tau. Thaus peb kawm lawv txujkev kws Tswv Yexu qha, peb pum tas Nwg qha cov zaaj kawm kws yoojyim rua cov kawm ncu tau hab coj moog qha lwm tug tau. Peb xaav ua lawv Tswv Yexu cov kovtxwv thaus peb cobqha lwm tug.”

Txheeb cov zaaj kawm qub

Kev txheeb cov zaaj kawm qub zoo le txhua zag. Has cov kawm sawv hab has zaaj kws nyav kawm taag. Ncu ntsoov has kuas suavdawg ua yeebyaam teg hab.

Yim daim duab kws paab peb ua lawv Tswv Yexu yog daabtsw?

Tug Tubrog, Tug Tshawbnrhav, Tug Saibxyuas, Tug Tseb, Leej Tub, Tug Dawbhuv, Tug Qhev, hab Tug Tsomkwm

Kev fuamvaam

*Peb yaam kws tug saibxyuas ua muaj daabtsw?
 Vaajtswv thawj lu lug saamfwm kws has rua tuabneeg yog daabtsw?
 Tswv Yexu lu lug sammfwm tomqaab kawg kws has rua tuabneeg
 yog daabtsw?
 Kuv yuav tawg paaj txw txw hab fuamvaam tau le caag?
 Ob lub havtxwv kws nyob huv tebhaw yisayee lub npe hu le caag?
 Yuav le caag ob lub havtxwv ntaud sws txawv heev?
 Koj xaav thooj lub havtxwv twg?*

Kev Hlub

*Peb yaam kws Tug tsomkwm ua yog daabtsw?
 Lu lug saamfwm tseemceeb kws yuav muaj qha rua lum tug
 yog daabtsw?
 Kev hlub lug hov twg lug?
 Kev Pehawm Vaajtswv Yaam Yoojyim yog daabtsw?
 Vem le caag peb txhaj yuav tsum muaj Kev Pehawm Yaam Yoojyim?
 Yuav tsum muaj pistawg leeg huv Kev Pehawm Yaam Yoojyim?*

Kev Thov Vaajtswv

*Peb yaam kws Tug Dawbhuv ua yog daabtsw?
 Peb yuav thov Vaajtswv le caag?
 Vaajtswv yuav teb peb tej lug thov le caag?
 Vaajtswv tug xuvtooj yog daabtsw?*

Tswu Yexu thoog le caag?

–Malakaus 10:45–Txawm yog tuabneeg leej tub los Nwg lug Nwg tsi tau kuas leejtwg ua Nwg qhev, tabsws Nwg lug ua suavdlawg qhev, hab Nwg zoo sab muab Nwg txujsa ua nqe txhvw ntau leej.

“Tswv Yexu zoo le Tug Qhev. Nwg lub sab kws muaj kev hlub yog ua Vaajtswv teg dejnum lug ntawm Nwg txuj sa kws muab rua tuabneeg.”

Tug Qhev



Ua zoo le swv tug rauj ntxa ntsahlau..

Peb Yaam Kws Tug Qhev Ua Yog Daabtsw?

–Filipi 2:5-8–Tswmnyog mej muaj lub sab zoo ib yaam le Yexus Kheto lub. Nwg yeej muaj fwjchim ib yaam le Vaajtswv, tabsws nwg tsw xaav has tas, Nwg yuav tuav lub fwjchim swb luag zog le Vaajtswv moog le. Nwg zoo sab tso ib puas tsaav yaam tseg, lug ua ib tug tubqhe. Nwg lug yug ua tuabneeg, Nwg muaj tuabneeg tug yaamntxwv Nwg txu Nwg lub fwjchim. Nwg noog Vaajtswv lug moog txug nub tuag sau ntoo khaublig.

1. Tug tubqhe paab lwm tug.

“Tswv Yexu tuag sau tug ntoo khaublig paab peb rov lug ua Vaajtswv tsev tuabneeg.”

2. Tug tubqhe muaj lub sab kws txu fwjchim.
3. Tug tubqhe noog nwg tug tswv le lug.

“Tswv Yexu noog Leejtxwv lug. Peb yuav tsum noog peb Tug Tswv lug hab.”

“Tswv Yexu paab peb lug ntawm qhov kws Nwg tuag sau tug ntoo khaublig thij peb lub txhoj. Nwg txu Nwg tugkheej tug fwjchim hab muaj lub sab xaav noog Nwg Leejtxwv lug txhua lub swjhawm. Tswv Yexu yog tug tub qhe hab muaj txujsa nyob huv peb. Thaum peb lawv Tswv Yexu qaab, peb yuav yog tug qhev hab. Peb yuav paab lwm tug, muaj lub sab tsu fwjchim, hab noog peb tug tswv kws yog Tswv Yexu le lug.”

Leejtwg Muaj Fwjchim Tshaaj plawg Huu Qaab Ntuj Nuav?

–Mathais 28:18–Yexu txaav lug ze puab, Nwg has rua puab tas, Vaajtsuv tub tsaa kuv ua tug kaav taagnrho ib puas tsaav yaam lawm, tsw has sau ntuj los yog, huv nplajteb los yog.


“Tswv Yexu yog tug kws muaj fwjchim tshaaj plawg kws nyob sau ntuj hab huv nplajteb nuav. Nwg muaj fwjchim tshaaj peb nam peb txwv, cov xwbfbw, hab tej nomtsww. Qhov tseeb, Nwg muaj fwjchim hab muaj feem tshaaj tej fwjchim kws muaj tuabneeg thoob qaab ntuj nua le lug sws loos. Vem yog Nwg muaj fwjchim tshaajplawg, thaum kws Nwg has lug saamfwm rua peb, peb yuav tsum noog Nwg lug ua ntej lwm tug huv tuabsw.”

Tswv Yexu Cov Lug Saamfwm Plaub Yaam Kws Tau Has Rua Cov Ntseeg Txhua Leeg Yog Daabtsu?


–Mathais 28:19-20a–Yog le ntawd, mej ca le tawm moog qha txhua haiv tuabneeg huv qabntuj nuav kuas puab lug ua kuv cov thwjtim. Thaus mej muab puab ua kevcai raus dej, mej yuav tsum

tuav Leejtxiv, Leejtub hab tug Ntsujpleg lub npe. Hab qha kuas puab paub coj lawv le ib puas tsaav yaam kws kuv tub qha rua mej lawm. Kuv yuav najnub nrug mej nyob moog txug nub nplajteb kawg.


CA TAWM MOOQ

 Ua cov ntivteg zoo le “saamswm moog kev”


TSWMTSAA THWJTIM

 Ua plaub yaam yeebyaam teg huv kev pehawm Vaajtswv yaam yoojyim: qhuas Vaajtswv, thov Vaajtswv, kawm kev pehawm, xyum kev pehawm.

MUAB PUAB UA KEVCAI RAUS DEJ

 Muab ib saab teg tuav dua saab laujtshwb, tsa lub laujtshwb nce hab qeg zoo le muaj ib leeg saamswm ua kevcai raus dej.

QHA PUAB KUAS NOOQ TSWV YEXU LUG

 Ua ob txhais teg zoo le nyeem ntawv, hab tig “phoo ntawv” rua saab xws saab lauj moog-lug zoo le saamswm qha tuabneeg.

Peb Yuav Tsum Noog Tswu Yexu Lug Le Caag?

“Kuv xaav faib peb zaaj rua kuas mej pum cov duab txug hom tuabneeg noog lug kws Tswv Yexu xaav tau ntawm peb. Thov

mej noog tuab qos zoo mej txhaj yuav coj moog qha tau thaum mej qha mej nkawm ib plag tom hau ntej nuav.”

TXHUA LUB SWJHAWM

“Leejtub has rua leejtxwv tas nwg yuav noog leejtxwv lug ib xyoo ntawd kaum-ib lub hli. Ib hlis kws tshuav, nwg yuav ua txhua yaam kws nwg xaav ua (haus cawv, tsw moog kawm ntawv, hab ntau yaam kws nwg xaav ua). Mej xaav tas leejtxwv yuav has daabtsw?”

“Tug tub (ntawm thawj zaaj) has rua nwg txwv tas, ‘kuv yuav noog koj lug ib xyoo txhua athib tabsws tseg ib athib, athib ntawd, kuv yuav ua txhua yaam kws kuv xaav ua (haus luamyeeb, tswv tawm huv tsev moog, hab ntau yaam).’ Mej xaav tas leejtxwv yuav has daabtsw?”

“Taag ntawd, tug tub has rua nwg txwv tas, ‘Ntawm ib xyoo, kuv yuav noog koj lug txhua nub tabsws tseg ib nub, nub ntawd, kuv yuav ua txhua yaam kws kuv xaav ua (yuav qospuj, tua tuabneeg, hab ntau yaam).’ Mej xaav tas leejtxwv yuav has daabtsw?”

“Peb vaam ca peb cov mivnyuas noog lug txhua swjhawm. Ib yaam nkaus, Tswv Yexu muab lug saamfwm rua peb, Nwg kuj vaam ca peb noog Nwg lug txhua lub swjhawm hab.”

Txhua swjhawm



Txaav txhais teg xws ntawm saab lauj lug rua tom saab xws.

TAAMSWWS

“Muaj ib tug ntxhais kws hlub nwg nam heev. Nwg nam mob nyaav heev hab yuav tuag. Leejnam has nwg tug ntxhais tas, ‘Mivntxhais, muab ib qhov dej rua nam haus.’ Tug ntxhais teb tas, ‘Tau kawg los maj, kuv yuav muab...(tog miv ntsvv) lwm athib os nam.’ Mej xaav tas leejnam yuav has daabtsw?”

“Peb xaav ca peb cov mivnyuas noog lug taamsww, tsw yog swjhawm kws puab xaav noog lug ib yaam nkaus, thaum Tswv Yexu muaj lug saamfwm txug peb, Nwg vaam ca peb noog Nwg lug taamsww ntawd, tsw yog tej lub swjhawm tom hauvntej.”

Taamsww ntawd



Tsaa txhais teg hab ua zoo le txav tej yaam.


LUG NTAWM LUB SAB KWS MUAJ KEV HLUB

“Muaj ib tug tub hluas kws nwg yuav qospuj. Kuv has nwg tas kuv yuav ua ib tug tuabneeg cuav kws noog nwg lug txhua yaam. Thaum nwg moog ua num lug, tug tuabneeg cuav ntawd yuav has rua nwg tas ‘Kuv hlub koj heev vem koj yog tug ua num nyaav heev.’ Yog tas nwg has nwg tug qospuj kws yog tug tuabneeg cuav ntawd kuas ua tej yaam rua nwg, nwg tug qospuj teb nwg tas, ‘Tau kawg los maj kuv tug hlub vem koj yog tug kws zoo tshaaj huv qaab ntuj nuav.’ Koj xaav tas kuv tug phoojywg yuav xaav tas tug qospuj nuav zoo le caag? (Ua lawv tug qospuj tuabneeg cuav ntawd thaum koj has cov lug kws tug qospuj ntawd has.)”

“Peb xaav tau kev hlub kws lug ntawm lub tseem sab, tsw yog lub sab cuav. Peb xaav tau txujkev hlub kws hlub tag tag. Ib yaam

nkaus, Vaajtswv xaav ca peb noog Nwg lug lug ntawm lub sab kws muaj kev hlub.”

Lug ntawm lub sab kws muaj kev hlub


 Muaj ob txhais teg sws khaum rua sau hauvsab taag tes tsaa ob txhais teg qhuas Vaaktswv.

- Txheeb hab ua cov yeebyaam teg peb yaam nuav ob peb zag:

“Tswv Yexu xaav ca peb noog Nwg lug: txhua lub swjhawm, taamswm ntawd, hab lug ntawm lub sab kws muaj kev hlub.”

“Tswv Yexu muab lug saamfwm rua cov ntseeg plaub yaam. Peb yuav noog Nwg lug le caag?”


NWĠ SAAMFWM KUAS PEB MOOĠ.

 Ua cov ntiv teg zoo le moog kev.

PEB YUAV NOOĠ NWĠ LUG LE CAAG?

“Txhua lub swjhawm, taamswm ntawd, lug ntawm lub sab kws muaj kev hlub.”


NWĠ SAAMFWM PEB KUAS TSWMTSAA THWJTIM.

 Ua yeebyaam teg plaub yaam ntawm kev pehawm Vaajtswv yaam yoojyim: qhuas Vaajtswv, thov Vaajtswv, kawm kev pehawm, hab xyum kev pehawm.

PEB YUAV NOOG NWG LUG LE CAAG?

“Txhua lub swjhawm, taamswm ntawd, lug ntawm lub sab kws muaj kev hlub.”


NWG SAAMFWM KUAS PEB UA KEVCAI RAUS DEJ.

 Muaj lub luajtshwb saab xws tso rua sau txhais teg saab lauj, taag ntawd, qhau txhais teg xws qeg hab muaj tsaav rov lug.

PEB YUAV NOOG NWG LUG LE CAAG?

“Txhua lub swjhawm, taamswm ntawd, lug ntawm lub sab kws muaj kev hlub.”

NWG SAAMFWM KUAS PEB QHA COV NTSEEG KWS UA KEVCAI RAUS DEJ LAWV KUAS NOOG /TSWV YEXU COV LUG SAAMFWM.

 Ua phoo teg zoo le saamswm nyeem ntawv hab nthuav ob txhais teg kws ua zoo le “phoo ntawv” moog-lug ua ib nraab zoo le koj saamswm qha lwm tug.

PEB YUAV NOOG NWG LUG LE CAAG?

“Txhua lub swjhawm, taamswm ntawd, lug ntawm lub sab kws muaj kev hlub.”

Tswv Yexu Cog Lug Le Caag Ca Rua Cov Ntseeg Suaudawg?

–Mathais 28:20b–Kuv yuav naj nub nrug mej nyob moog txug nub nplajteb kawg.

“Tswv Yexu nyob nrug peb txhua swjhawm. Nwg nrug peb nyob ntawm nuav, taamswm nuav.”

Nqai Vaaj lug kub Ca Cim Ncu

–Yauhaa 15:10–Yog mej ua lawv Kuv tej lug, mej yuav muaj lub sab hlub ib yaam le kuv ua lawv le Kuv Txwv tej lug hab Kuv muaj lub sab hlub le Nwg.

- Suaudawg sawvntsug hab has nqai Vaaj lug kub kaum zag ua ke. Thawj rau zag, cov kawm saib nqai Vaaj lug kuj huv ntawv tau. Plaub zag tomqaab, ca suaudawg has lug ntawm qhov cim ncu xwb. Cov kawm has zaaj kawm le npe tsawv le maam has nqai Vaaj lug kub txhua txhua zag. Thaum has kaum zag lawm, ca suaudawg nyob tau.
- Kev ua le nuav yuav ua rua cov cobqha paub tas cov kws xyum taag lawm.

Xyum Zaaj Kev Kawm

- Ca cov kawm nyob tig xubdag nrug nwg nkawm thov Vaajtswv hab sws hloov qha zaaj kws tau kawm lug.

“Tug kws sab dhau yog tug coj.”

- Ua lawv cov qeb cobqha ntawm nplooj ntawv 23.

- Ncu ntsoov has cov kawm tas koj xaav ca puab ua lawv nraim zaaj kev kawm zoo le koj tau qha puab.

“Nug lug nug, nyeem Vaaj lug kub ua ke, hab teb cov lug nug lawv nraim le kuv ua nrug mej.”

- Tomqaab kws cov kawm tau qha nwg nkawm lawm, has puab kuas nrhav dua tug nkawm hab xyum ntxwv dua zag. Has cov kawm kuas xaav txug tej leeg kws puab yuav qha kev cobqha nuav rua tug ntawd tau thaum puab kawm kev cov qha tav lawm.

“Swv lub swjhawm mivntswv xaav txug tej leeg kws koj paub hab yuav qha kev cobqha nuav rua tug ntawd tau tomnrau kev co qha nuav. Sau tug ntawd lub npe rua saab sau thawj nplooj ntawv huv zaaj nuav.”

Xaus Zaaj Kev Kawm

Ua Rua Sau Lub Tseem Hauv Paug

- Thov cov kawm peb leeg tawm lug ua yeeb-yaam zaaj ntxwv moog: ob leeg ua yeebyaam hab ca ib leeg ua tug has zaaj yeebyaam. Ca ob tug ua yeebyaam nreg ntawm koj xubdag hab ca tug has zaaj yeebyaam nreg ntawm ib saab. Ob leeg kws ua yeebyaam ntxwm nyog txwv neej.
- Has tug kws has zaaj yeebyaam nyeem nqai Vaaj lug kub Mathai 7:24-25.

“Tug tuabneeg ntse ua nwg lub tsev nyob sau daim laag zeb.”

–Mathais 7:24, 25–Txxhua tug kws nov kuv tej lug hab ua lawv le tej lug ntawd, tug ntawd zoo ib yaam le tug muaj tswvyim, nwg ua nwg lub tsev rua sau pobzeb. Thaus lug naag xub naag cua, dej nyaab hab cua ntsawj lub tsev ntawd, lub tsev tsw qaug rua qhov nwg ua tsev rua sau pobzeb.

- Tomqaab kws nyeem Vaaj lug kub lawm, has kuas puab nkaag sab tas muaj daabtsw tshwm-swm rua tug tuabneeg ntse, ua lub suab zoo le cua ntsawj thaum kws nphoo moov dej rua sau thawj tug kws ua yeebyaam le taubhau.
- Muab lub fwj dej zais ze ze qhov chaw ua yeebyaam.
- Has tug has zaaj yeebyaam nyeem nqai Vaaj lug kub Mathai 7:26-27.

“Tug tuabneeg ruag ua nwg lub tsev rua sau xuabzeb.”

–Mathais 7:26, 27–Tug kws nov kuv tej lug tabsws tsw ua lawm tej lug ntawd, tug ntawd zoo ib yaam le tug tsw muaj tswvyim, nwg ua nwg lub tsev rua sau xuabzeb. Thaum lug naag xub naag cua, dej nyaab hab cua ntsawj lub tsev ntawd, tes lub tsev ntawd txawm qaug hab puamtsuaj taag huv tuabs.

- Tomqaab kws nyeem Vaaj lug kub lawm, has rua puab nkaag sab tas muaj daabtsw tshwmswm rua tug tuabneeg ruag, ua lub suab zoo le cua ntsawj thaum kws nphoo moov dej rua sau tug kws ua yeebyaam lub taubhau. Nwg yuav tsum qaug thaum zaaj yeebyaam tag. Koj has rua puab tas, “Lub tsev ntawd txhaj qaug hab pob tag.”

“Yog peb noog Tswv Yexu cov lug saamfwm, peb yuav zoo le tug tuabneeg ntse. Thaum peb tsw noog lug, peb zoo le

tug tuabneeg ruag. Peb xaav ua kuas ruaj sab tas cov tuabneeg kws peb cobqha muaj lub neej kws nyob sau kev noog Tswv Yexu cov lug saamfwm. Nwg cov lug yog lub tseem hauv paug rua huv lub neej kws muaj kev txomnyem.”

Tubkhais Teg Num 29 – Feem 1

- Tomqaab kws ua yeebyaam “Lub tseem hauv paug” lawm, faib ntawv ib daim, cwjmem, hab tej yaam kws tau npaaj tuaj rua cov kawm.
- Qha kuas nkaagsab tas suavdawg yuav ua qhov chaw kws Vaajtswv huv puab kuas moog le duab qha tebchaws. Yuav muaj ntau lub swjhawm kws puab yuav ua puab daim duab qha tebchaws thaum kws suavdawg tseem kawm kev cobqha. Lossws puab ua rua lub swjhawm thau yuav tsaus ntuj los tau. Daim duab qha tebchaws nuav yuav qha txug suavdawg txujkev noog Tswv Yexu cov lug has kuas cov ntseeg yuav tsum ua kuas moog thooob plawg huv nplajteb nuav.
- Has cov kawm sau puab daim duab qha tebchaws kws yog qhov chaw kws Vaajtswv khaiv puab moog. Puab daim duab qha tebchaws yuav tsum sau cov kev, haavdej, roob, lossws cov qauv kws qha kuas paub tas yaam ntawd yog daabtsw. Yog tas cov kawm tsw puab tas Vaajtswv huv puab moog ua Vaajtswv teg dejnum hovtwg, txhawj puab sab kuas sau nwg lug zog, chaw ua num, lossws cov chaw kws muaj cov tuabneeg tseemceeb nyob le duab qha tebchaws los tau. Kev ua le nuav yuav yog kev cuab lub hauvpaug kws zoo heev.

Cov qaav kws sau rua huv daim duab qha tebchaws

Tsev

Tsevtshuaj

Tsev fujsaam

Tuamtsev

Tsev kws swv pehawm Vaajtswv

Tsev Tubrog

Mubxalee le tsev su

Tsev kawm ntawv

Kab muag mov zaub

Cov kawm yuav sau puab daim duab qha tebchaws tau zoo dhau yog puab...

- Sau txhua yaam kws yoojyim ua ntej taag tes muab sau dua rua dua daim ntawv.
- Moog saib lwm tug daim duab qha tebchaws rua qhov tej zag yuav ua rua koj muaj kev xaav lwm yaam kws yuav ua rua koj daim duab qha tebchaws zoo dua puab.
- Puab yuav tsum ncu ntsoov tas puab yuav qha puab daim duab qha tebchaws rua suavdawg thaum kawg huv kev cobqha.
- Swv xim lug pleev los sau daim duab qha tebchaws kuas zoo nkauj.

Keu Moog Keu

Kev moog kev qha peb txug Tswv Yexu zoo le Tug Leejtub kws yog tug tub lossws tug ntxhais kws fwm nwg txwv, ntshaw kev koom ib lub sab, hab xaav ca tsev tuabneeg ntswb kev vaammeej. Vaajtswv hu Tswv Yexu tas “leejtub kws kuv hlub” hab Vaaj Ntsujplig dawbhuv nqeg lug nyob huv Tswv Yexu thaum Nwg ua kevcai raus dej. Tswv Yexu ua Nwg teg dejnum tau tav vem yog Nwg vaamkhom hab sws Vaaj ntsujplig dawbhuv le fwjchim.

Ib yaam nkaus, peb suavdawg yuav tsum vaamkhom Vaaj ntsujplig dawb huv le fwjchim huv peb lub neej. Peb muaj plaub lu lug saamfwm rua peb noog lug vem yog Vaajntsuajplig dawb huv: coj lub neej lug ntawm Vaaj ntsujplig, tsw xob ua rua Vaaj ntsujplig tu sab, lub neej puv npho lug ntawm Vaaj ntsujplig, tsw xob txwv Vaaj ntsujplig. Tswv Yexu nrug peb nyob nub nuav hab Nwg xaav paab peb zoo ib yaam le Nwg paab cov tuabneeg kws nyob sau txujkev Kaliali. Peb hu Tswv Yexu yog tas peb cheemtsom kev paab ntawd tej yaam kws yuav ua rua yug tsw xaav lawv Tswv Yexu.

Qhuas Vaajtswu

- Ca ib leeg thov Vaajtswv kuas Vaajtswv lug nrug suavdawg nyob hab foom koobmoov.
 - Hu ob zaaj nkauj ua ke.
-

Thou Vaajtsw

- Muaj cov kawm txwb ua nkawm nrug tug kws tsw tau ua nkaws ua ntej hlo le.
 - Ob leeg huv ib nkawm nyag qha nyag le lu lug teb ntawm cov lug nug lawv le nuav:
 1. Puas muaj daabtsw ca peb thov Vaajtswv paab cov tuabneeg tsw ntseeg kws koj paub kuas dim?
 2. Puas muaj daabtsw ca peb thov Vaajtswv paab koj paab tuabneeg kws koj taabtom qha?
 - Yog tug nrug ua nkawm tsw tau cuab cobqha ib leeg hlo le, thov Vaajtswv paab kuas muaj cov tuabneeg kws muaj peevxwm nyob ntawm nwg ib thaajtsaam kuas muaj fwm-chim ua rua puab moog cuab kev cobqha tau.
 - Ob leeg thov Vaajtswv ua ke.
-

Kawm Zaaj Kev Kawm

Roj Taag

“Koj yuav xaav le caag yog tas kuv thawb kuv lub tsheb maustaus moog txhua qhov hab tsw saam roj rua huv tsheb hlo le?”

- Thov ib leeg tawm lug paab. Ca tug paab ua koj lub “tsheb maustaus.” Tawb koj lub tsheb moog tom chaw ua num, tsev kawm ntawv, lossws moog tom kab, hab moog nrhav phoojywg. Tom koj tug phoojywg tsev, puab thov caij koj lub tsheb nruug koj. Ca puab daum rua sau tsheb hab thawb puab moog ua ke. Ua rua puab pum tas nyuab npaum le caag.

“Pum tau tseeb tas yuav yoojyim heev yog koj saam roj rua koj lub tsheb. Thaum ntawd koj yuav ua tau txhua yaam yoojyim dua nuav.

- Muaj yumswj qheb lub tsheb hab tuam lub tsheb hab ua lub suab tsheb maustaus nrov nrov.
- Ntau zag kws koj yuav tsum nreg hab khu koj lub tsheb, yog lub tsheb tsw muaj suab lawm. Ua txhua yaam le thawj zag, tabsws zag nuav tsw xob swv zug ntau lawm vem yog koj tsw cheemtsum kws yuav thawb koj lub tsheb lawm. Thaum koj cov phoojywg thov caij koj lub tsheb, ca puab caij hab has rua puab tas “Tsw muaj teebmeem, thaum nuav kuv lub tsheb muaj roj puv nkaus.”

“Lub tsheb pev zoo le peb lub neej phaab ntsujplig. Coob leej thawj puab lub neej phaaj ntsujplig moog txhua qhov chaw hab vaam-khom puab tug zug. Yaam kws puab tau yog puab muaj lub neej ntseeg kws nyuab, hab puab xaav tso txujkev ntseeg. Tabsws coob leej kawm paub Vaaj ntsujplig tug fwjchim huv puab lub neej. Vaaj ntsujplig zoo le cov roj huv lub tsheb. Vaaj ntsujplig pub tug fwjchim kws peb cheemtsum rua peb kuas ua tau txhua yaam kws Tswv Yexu saamfwm peb.”

Txheeb cov zaaj kawm qub

Kev txheeb zaaj kawm qub zoo le txhua zag. Has cov kawm saww hab has zaaj kws nyav kawm taag. Ncu ntsoov has kuas suavdawg ua yeebyaam teg hab.

Yim daim duab kws paab peb ua lawv Tswv Yexu yog daabtsw?

Tug Tubrog, Tug Tshawbnrhav, Tug Saibxyuas, Tug Tseb, Leej Tub, Tug Dawbhuv, Tug Qhev, hab Tug Tsonkwm

Kev fuamvaam

*Peb yaam kws tug saibxyuas ua muaj daabtsw?
Vaajtsww thawj lu lug saamfwm kws has rua tuabneeg yog daabtsw?
Tswv Yexu lu lug sammfwm tomqaab kawg kws has rua tuabneeg
yog daabtsw?
Kuv yuav tawg paaj txw txw hab fuamvaam tau le caag?
Ob lub havtxwv kws nyob huv tebchaw yisayee lub npe hu le caag?
Vem le caag ob lub havtxwv ntawd sws txawv heev?
Koj xaav thooj lub havtxwv twg?*

Kev Hlub

*Peb yaam kws Tug tsonkwm ua yog daabtsw?
Lu lug saamfwm tseemceeb kws yuav muaj qha rua lum tug
yog daabtsw?
Kev hluv lug hov twg lug?
Kev Pehawm Vaajtsww Yaam Yoojyim yog daabtsw?
Vem le caag peb txhaj yuav tsum muaj Kev Pehawm Yaam Yoojyim?
Yuav tsum muaj pistsawg leeg huv Kev Pehawm Yaam Yoojyim?*

Kev Thov Vaajtsww

*Peb yaam kws Tug Dawbhuv ua yog daabtsw?
Peb yuav thov Vaajtsww le caag?
Vaajtsww yuav teb peb tej lug thov le caag?
Vaajtsww tug xuvtooj yog daabtsw?*

Kev Noog Lug

*Peb yaam kws tug qhev ua yog daabtsw?
Leejtwg muaj fwjchim ntau tshaajplawg?
Lug saamfwm plaub yaam kws Tswv Yexu muab rru cov ntseeg*

suavdawg yog daabtsw?
 Peb yuav noog lug tau le caag?
 Tswv Yexu cog lug le caag ca rua peb?

Tswv Yexu Thooj Le Daabtsw?

–*Mathais 3:16, 17*–Thaus Yexu ua kevcai raus dej taag, Nwg tawm huv dej lug, taamswm ntawd roojntug txawm qheb plhuav. Nwg pum Vaajtsuw tug Ntsujplig lug zoo le ib tug nquab lug tsaws rua ntawm Nwg. Hab muaj ib lub suab has sau ntuj tuaj has tas, Tug nuav yog kuv tug Tub kws kuv hlub, Nwg ua hum kuv sab.

“Tswv Yexu yog leejtub. ‘Tuabneeg leejtub’ yog lu lug kws has qha txug Tswv Yexu tugkheej kws Tswv Yexu nyam tshaajplawg. Nwg yog thawj leeg kws hu Vaajtsuw tas ‘Leejtxwv.’ Vem yog qhov kws Tswv Yexu sawv huv qhov tuag rov qaab lug, nwg nuav peb txhaj tau lug ua Vaajtsuw ib yim tuabneeg hab”

Leejtub/Leejntxhais



Muaj ob txhais teg rua ntawm qhovncauj zoo le saamswm noj mov. Cov tub kuj nov ntau heev.

Peb yaam kws leejtub ua yog daabtsw?

–*Yauhaas 17:4, 18-21*–Kuv ua rua koj tau ntsejmuag huv nplajteb nuav. Teg dejnum kws koj kuas kuv ua, kuv tub ua tav taag lawm. Kuv khaiv puab moog qha tuabneeg nplajteb, ib yaam le koj khaiv kuv lug huv nplajteb nuav. Tub yog vem kuv xaav paab puab, hab xaav kuas puab ua tau koj haiv tuabneeg tag tag, kuv txha zoo sab muab kuv lub cev huv tuabsw pub rua koj. Tsi yog kuv thov koj paab cov tuabneeg nuav xwb, tabsws kuv thov koj paab txhua tug

kws nov Txujmoo zoo kws puab qha hab lug ntseeg kuv. Kuv thov koj paab kuas puab ua tau ib lub sab. Txwv es, kuv xaav kuas puab nrug wb koom ib txujsa, ib yaam le koj hab kuv wb koom ib txujsa. Thov koj paab kuas puab ua tau ib lub sab, tuabneeg nplajteb txhaj le yuav paub tseeb has tas, koj khaiv kuv lug.

1. Cov tub fwm nwg leejtxwv.

Tswv Yexu koj lub meejmom lug rua Nwg leejtxwv thaum kws Nwg nyob huv nplajteb nuav.

2. Cov tub xaav tau kev koom ua ib lub sab.

Tswv Yexu xaav ca cov ntseeg kws ua lawv Nwg koom ua ib lub sab zoo le Tswv Yexu hab Nwg Leejtxwv koom ib sab.

3. Cov tub xaav ca nwg tsev tuabneeg ua tau txhua yaam tav.

Ib yaam nkaus, Vaajtswv xaa Tswv Yexu lug ua num huv qaabntuj nuav kuas tav, Tswv Yexu xaa peb tawm moog ua num kuas tav hab.

“Tswv Yexu yog Leejtub hab Nwg muaj txujsa nyob huv peb. Thaum peb ua lawv Nwg qaab, peb yuav yog cov tub cov ntxhais. Peb yuav fwm peb Leejtxwv sau ntuj ceebtsheej, vaamkhom kev koom ib lub sab huv Vaajtswv tsev tuabneeg, hab ua Vaajtswv teg dejnum moog txug thaum tav pub rua Vaajtswv lub tebchaws.”

Vem Le Caag Tswu Yexu Teg Dejnum Txhaj Tau Txhua Yaam?

–Luka 4:14–(Tomqaab Nwg raug kev sumsab) Tswv Yexus rov qaab moog peg Kalilai tebchaws. Nwg muaj Vaajtswv tug Ntsujplig lub fwjchim nrug nraim nwg nyob. Nwg lub moo nto qoslug moog thoob plawg lub tebchaws ntawd.

“Vaaj Ntsujplig Dawbhuv pub fwjchim rua Tswv Yexu kuas ua txhua yaam tau tav. Tswv Yexu ua dejnum lug ntawm Vaaj Ntsujplig Dawbhuv tsw yog ca sab rua ntawm Nwg le daagzug. Thaum peb lawv Nwg qaab, peb ua num lawv Nwg tug yaam ntxwv. Tswv Yexu swv Vaaj ntsujplig Dawbhuv le fwjchim ua dejnum tsw tseg tsw tu. Vem yog Tswv Yexu vaamkhom hab swv Vaaj ntsujplig Dawbhuv le fwjchim ua dejnum, peb yuav tsum vaamkhom hab swv ntau dhau ntawd.”

Tswv Yexu Cog Lug Txug Vaaj Ntsuj-plig Dawbhuv Le Caag Rua Peb Ua Ntej Kws Nwg Yuav Raug Ntsa Rua Sau Ntoo Khaublig?

–Yauhaas 14:16-18–Kuv yuav thov kuv Txwv, hab kuv Txwv yuav khaiv dua ib tug lug paab mej, Nwg yuav nrug mej nyob moog ib txhws. Tug ntawd yog Vaajtswv tug Ntsujplig kws yuav qha qhovtseeb rua mej. Tuabneeg nplajteb yuav ua le caag paub leeg yuav Nwg, rua qhov puab tsi pum Nwg hab tsi paub Nwg. Tabsis mej paub Nwg rua qhov Nwgnuav Nwg nrug mej nyob, habNwg yuav nyob huv mej lub sab. Kuv yuav tsi tso mej ua ntsuag ib zag le. Kuv yuav rov qaab lug cuag mej.

1. Nwg yuav pub Vaaj Ntsujplig dawb huv rua peb.
2. Vaaj Ntsujplig dawb huv yuav nrug peb nyob ib txhws moog.

3. Vaaj Ntsujplig dawbhuv yuav nyob huv peb.
4. Peb yuav yog Vaajtswv tsev tuabneeg ib txhws moog.

“Peb yog ib feem huv Vaajtswv tsev tuabneeg vem yog Vaaj Ntsujplig Dawb-huv nyob huv peb.”

Tswu Yexu Cog Lug Txug Vaaj Ntsuj-plig Dawbhuv Le Caag Rua Peb tomqaab Kws Nwg Sawv Huu Qhou Tuag Rou Qaab Lug?

–TubKhai teg num 1:8–Tabsws thaus Vaajtswv tug Ntsujplig lug nrug mej nyob lawm, nwg yuav pub fwjchim rua mej. Mej yuav ua timkhawv qha kuv zaaj huv lub nroog Yeluxalee, thoob plawg Yudai tebhaws, Xamali tebhaws hab qha moog txug qaabntuj kawg.

“Vaaj Ntsujplig dawbhuv yuav pub fwjchim rua peb thaum Nwg lug nyob huv peb.”

Plaub Lu Lug Saamfwm Kws Tswu Yexu Has Txug Vaaj Ntsujplig dawbhuv Kuas Cov Ntseeg Nooglug Yog Daabtsuw?

–Kalatia 5:16–Kuv qha rua mej has tas, mej yuav tsum ca Vaajtswv tug Ntsujnlig kaav mej lub neej, mej tsw xob ca mej lub sab kaav mej ib zag le.

UA LUB NEEJ LUG NTAWM VAAJ NTSUJPLIG


- Xaiv ib leeg lug ua tug paab. Cov nkawm yuav tsum yog tub nrug tub, ntxhais nrug ntxhais, yuav tsum tsw sws xyaw. (Ua lawv le nuav yog tas kevcai tsw tso cai rua tub hab ntxhais ua yeebyaam ua ke.)

“Kuv nkawm yuav ua tej yaam kws yog qhov tseeb rua mej pum txug kev ua lub neej nrug Vaaj Ntsujplig. Huv kev ua yeebyaam, kuv yog kuv tugkheej, hab kuv nkawm yog Vaaj Ntsujplig dawbhuv. Vaaj Lug Kub has tas, ‘Ua lub neej lug ntawm Vaaj Ntsujplig.’”

- Ua tug qauv “ua lub neej nrug Vaaj Ntsujplig nrug koj nkawm. Ob leeg sws tuav teg, xubpwg npuab xubpwg, moog kev ua ke. Thaum Vaaj Ntsujplig dawb huv xaav moog hovtvg, ca moog nrug nwg. Tabsws tej zag koj lem moog lwm qhov kws Vaaj Ntsujplig tsw moog. Nrug nraim koj nkawm txhua lub swjhawm, txhua qhov vem Vaaj Ntsujplig yeej tsw ncaim peb moog. Ua zoo le kws khwv heev vem Vaaj Ntsujplig moog ib txujkev hab koj moog dua txujkev.

“Peb tswmnyog taug txujkev kws yog Vaaj Ntsujplig dawbhuv tug dejsab, tsw yog peb le. Tej zag, peb xaav moog lawv peb txujkev hab kev kws ua le nuav ua rua peb muaj teebmeem phaab ntsujplig hab muaj kev tsw sws raug zoo huv yug lub sab.”

Ua lub neej lawv Vaaj Ntsujplig

 Ua cov ntivteg zoo le “moog kev”



–Efexau 4:30–Hab tsw xob ua rua Vaajtsuw tug Ntsujplig kws dawbhuv tu sab vem Vaaj Ntsujplig yog lub homthawj kws nas ca rua mej rua nub kws txhuv mej dim.

TSW XOB UA RUA VAAJ NTSUJPLIG TU SAB

“Vaaj Lug Kub has tas, ‘Tsw xob ua rua Vaaj Ntsujplig dawbhuv tu sab.’ Vaaj Ntsujplig paub zoo sab, chim sab, muaj kev xaav, tabsws peb ua rua Nwg tu sab.”

- Ncig chaav kawm nrug Vaaj Ntsujplig dawbhuv (koj tug nkawm) hab cuab thausxaiv txug ib leeg huv cov kawm. Thaum koj ua le nuav, Vaaj Ntsujplig dawbhuv cuab tu sab. Koj moog thaab plaub hab sws ntaus nrug lwm tug phoojywg. Kev ua le nuav, Vaaj Ntsujplig dawbhuv rov tu sab ib zag ntxwv.

“Ceevfaaj txug kev ua peb lub neej vem Vaaj Ntsujplig Dawbhuv nyob huv peb hab Nwg paub tu sab. Peb ua rua Vaaj Ntsujplig dawbhuv tu sab lug ntawm yaam kws peb ua los has tau.”

Tsw xob ua rua vaaj ntsujplig tu sab



So ob lub qhovmuag zoo le saamswm quaj hab cu taubhau rov taav ua tug yaamntxwv tas “tsw xob ua.”



–Efexau 5:18–Mej tsw xob qaug dej qaug cawv, qhov ntawd yuav ua rua mej ua tuabneeg tsw tsumtxaj, tabsws mej yuav tsum ca Vaajtswv tug Ntsujplig kaav taagnrho mej lub sab.

YUAV TSUM MUAJ VAAJ NTSUJPLIG PUV NPHO HUV LUB NEEJ

“Vaaj lug kub has tas, ‘Yuav tsum muaj Vaaj Ntsujplig puv npho huv lub neej.’ Qhov nuav txhais tau tas peb cheemtsum Vaaj

Ntsujplig dawbhuv txhua feem huv peb lub neej hab txhua lub swjhawm.”

“Thaum peb txais yuav Tswv Yexu Kheto, peb kuj txais yuav Vaaj Ntsujplig dawbhuv lawm hab. Tsw muaj kws peb yuav txais Vaaj Ntsujplig ‘dua zag’. Txawm le caag losxwj, qhov kws yog yog Vaaj Ntsujplig yuav tau txais ‘ntau tuaj!’ ntawm peb. Peb xaiv tau tas txhua txhua nub, peb pub Vaaj ntsujplig nyob huv peb lub neej npaum le caag. Lu lug saamfwm nuav yog muaj rua Vaaj Ntsujplig kws yuav txhaab rua txhua feem huv peb lub neej.”

Yuav Tsum Muaj Vaaj Ntsujplig Puv Npho Huv Lub
Neej



Swv ob txhais teg ua tug yaamntxwv dej ndwg
huv kwtaw moog rua sau taubhau.



–1 Thexalaunike 5:19–Mej tsw xob txwv Vaaj-tswv tug Ntsujplig.

TSW XOB TXWV VAAJ NTSUJPLIG

“Vaaj lug kub has tas, ‘Tsw xob txwv Vaaj Ntsujplig.’ Qhov nuav txhais tau tas peb yuav tsum tsw txwv Vaaj Ntsujplig teg dej num huv peb lub neej.”

- “Ncig chaav kawm nrug Vaaj Ntsujplig (koj tug nkawm) hab has cov kawm tas Vaaj Ntsujplig dawb huv xaav ca koj ua timkhawv rua cov kawm ib leeg. Koj tsw leeg ua timkhawv, hab has tej yaam daws koj lub ndag kws yuav tsw ua, hab moog lawv koj txujkev. Vaaj Ntsujplig thov koj kuas thov Vaajtswv rua tug tuabneeg mob, tabsws koj tsw thov, has lug daws koj lub ndag, hab tig moog rua lwm txujkev.”

“Muaj ntau zag kws peb zais Vaajtswv le dejnum lug ntawm kev has tej yaam daws peb lub ndag hab ua yaam kws peb xaav ua ntau dhau le ua lawv Vaaj Ntsujplig dawb huv kev coj. Peb txwv Vaaj Ntsujplig lug ntawm tej yaam kws peb tsw kaam ua lossws tsw kaam has. Qhov nuav zoo le kws peb thawb Vaaj Ntsujplig dawb huv cub suavtawg huv peb lub neej tawm moog.”

Tsw xob txwv Vaaj Ntsujplig



Tsaa tug ntvitg tug taw zoo le lub teeb, ua zoo le tshuab lub teeb kuas tuag, hab cu taubhau ua tug yaamntxwv tas “tsw txwv.”

Nqai Vaaj lug kub Ca Cim Ncu

–Yauhaa 7:38–Leejtwg kw ntseeg kuv yuav tuaj hab haus! Vem tub muaj lug sau ca rua huv Vaajtswv phoo ntawv lawm has tas, “Tug dej cawm tuabneeg txujsa” yuav txhawv huv tug ntseeg lub sab lug.

- Suavdawg sawvntsug hab has nqai Vaaj lug kub kaum zag ua ke. Thawj rau zag, cov kawm saib nqai Vaaj lug kuj huv ntawv tau. Plaub zag tomqaab, ca suavdawg has lug ntawm qhov cim ncu xwb. Cov kawm has zaaj kawm le npe tsawv le maam has nqai Vaaj lug kub txhua txhua zag. Thaum has kaum zag lawm, ca suavdawg nyob tau.
- Kev ua le nuav yuav ua rua cov cobqha paub tas cov kawm cim ncu nqai Vaaj lug kub tag lawm.

Xyum Ua Zaaj Keu Kawm

- Ca cov kawm nyob tig xubdag nrug nwg nkawm thov Vaajtswv hab sws hloov qha zaaj kws tau kawm lug.

“Tug kws nyob deb lub chaw cobqha yog tug coj.”

- Ua lawv cov qeb cobqha ntawm nplooj ntawv 23.
- Ncu ntsoov has cov kawm tas koj xaav ca puab ua lawv nraim zaaj kev kawm zoo le koj tau qha puab.

“Nug lug nug, nyeem Vaaj lug kub ua ke, hab teb cov lug nug lawv nraim le kuv ua nrug mej.”

- Tomqaab kws cov kawm tau qha nwg nkawm lawm, has puab kuas nrhav dua tug nkawm hab xyum ntxwv dua zag. Has cov kawm kuas xaav txug tej leeg kws puab yuav qha kev cobqha nuav rua tug ntawd thum puab kawm kev covqha tav lawm.

“Swv lub swjhawm mivntswv xaav txug tej leeg kws koj paub hab yuav qha kev cobqha nuav rua tug ntawd tau tomqaab kev cob qha nuav. Sau tug ntawd lub npe rua saab sau thawj nplooj ntawv huv zaaj nuav.”

Xaus Zaaj Keu Kawm

Lub swjhawm nuav yog lub swjhawm kws muaj nuj-nqe heev huv kev cobqha. Yog koj muaj swjhawm tsawg, muab lub swjhawm nuav moog tso rua thum pib kev kawm zag tom ntej los tau. Lossws swv rua thum nuav los tau yog tas mej xaav muaj swjhawm kawm Vaajtswv txuj lug rua thum lub mo.

Tswu Yexu Nyob Ntawm Nuav

–Henplai 13:8–Yexu Kheto nwg yeej zoo nwg le qub, naag mo hab nub nuav nwg zoo le caag lawm, nwg yeej yuav zoo nwg le ntawd moog ib txhws le.

–Mathais 15:30-31–Muaaj tuabneeg coob coob tuaj cuag nwg. Puab coj tej tuabneeg qhuav teg qhuav taw, tej tuabneeg digmuag, tej tuabneeg cegtawv, tej tuabneeg has tsw tau lug, hab tej tuabneeg muaj mob ntau leej tuaj tso rua ntawm Yexu kwtaw. Yexu khu puab tej mob zoo huv tuabsw. Thaum suavdawg pum tej tuabneeg kws has tsw tau lug has tau lug, tej tuabneeg cegtawv tsw cegtawv, tej tuabneeg qhuav teg qhuav taw moog taug kev, hab tej tuabneeg digmuag pumkev lawm, suavdawg xaav tsw thooob le, puab ua ib tsoom tuabneeg Ixayee tug Vaajtswv tsaug.

–Yauhaa 10:10–Thaus tubsaab tuaj, nwg tsuas tuaj nyag, tuaj tua hab ua kuas puamtsuaj xwb. Tabsws kuv lug, yog lug ua kuas mej tau txujsa hab muaj lub neej puv npho.


“Nyob rua huv Henplai 13:8, Vaajtswv txujlug qha has tas Yexu kheto yeej tseem zoo le qub naag mo, nub nua, hab yaav peg suab.”

“Nyob rua huv Mathai 15:30, Vaajtswv txujlug qha has tas Yexu kheto khu cov tuabneeg kws nyag muaj nyag le teebmeem.”

“Nyob rua huv Yauhaa 10:10, Vaajtswv txuj lug qha has tas daab ntxwngnyoog lug tua, nyag, hab ua kuas puamtsuaj, tabsws Tswv Yexu lug ua rua peb muaj lub neej puv npho.”


“Qhov tseeb, peb paub tas Tswv Yexu nrug peb nyob ntawm nuav hab swjhawm nuav. Yog tas koj lub neej muaj tej feem kws cheemtsum kev khu, Nwg xaav khu koj lub neej nwgnuav ib yaam le Nwg tau ua huv Mathai 15. Daab ntxwngnyoog xaav tua hab nyag peb le, tabsws Tswv Yexu xaav pub lub neej kws muaj puv npho rua peb.”

“Muaj tej zag koj yuav muaj kev txheeb ze lug ntawm phaab ntsujplig nrug ib leeg ib tug twg le kws Mathais 15:30 tau has tseg. Koj puas nrug Tswv Yexu moog kev yaam ruaj khov, lossws daab ntxwngnyoog ua rua koj cegtawv lawm?”

 Cegtawv moog puag cig.


“Tswv Yexu nyob ntawm nuav. Thov Nwg hab Nwg yuav khu koj kuas koj nrug Nwg moog kev ua ke tau ib zag ntxwv.”

“Koj puas pum qhov chaw kws Vaajtswv saamswm ua num, lossws ntxwngnyoog ua rua koj digmuag lug ntawm kev ua rua koj qaug zug lawm?”

 Pus koj ob lub qhovmuag.


“Tswv Yexu nyob ntawm nuav. Thov Nwg hab Nwg yuav khu koj kuas koj pum qhov chaw kws Nwg saamswm ua num tau.”

“Koj taabtom tshaaj Vaajtswv txuj moo zoo rua cov tuabneeg kws nyob ntawm koj ib cig, lossws koj has lug tsw tau lawm?”

 Pus koj lub qhovncauj.

“Tswv Yexu nyob ntawm nuav. Thov Nwg hab Nwg yuav khu koj kuas koj muaj cuabkaav has txug Nwg txuj moo zoo ntxwv moog tau.”

“Koj taabtom paab lwm tug, lossws daab ntxwngnyoog ua rua koj raug mob txug qeb kws koj pub rua lwm tug tsw tau lawm?”

 Nqaa ob txhais teg zoo le nwg mob hab dai rua ntawm cijdaab.

“Tswv Yexu nyob ntawm nuav. Thov Nwg hab Nwg yuav khu koj kuas koj muaj lub neej qub tso povtseg hab nrug Nwg moog kev tau ntxwv moog.”

“Koj puas muaj tej yaam teebmeem huv koj lub neej kws ua rua koj noog Tswv Yexu lug kawg koj lub sab tsw tau?”

“Tsw has koj muaj teebmeem daabtsw, Tswv Yexu nyob qhov nuav, ntawm nuav hab Nwg khu koj, paab koj tau. Hu Tswv Yexu, ca Nwg khu hab paab koj, hab pub lub meejmom zoo rua Vaajtswv!”

- Has cov nkawm ib leeg thov Vaajtswv rua ib leeg, thov Vaajtswv khu hab paab suavdawg ntawm txhua yaam kws ua rua suavdawg tsw xaav lawv Tswv Yexu qaab kawg suavdawg lub sab.

Keu Tawm Moog

Kev tawm moog qha txug Tswv Yexu zoo le Tug Tshawbnrhav: cov tshawbnrhav nrhav tej qhov chaw tshab, cov tuabneeg yuav kev, hab nrhav swjhawm tshab. Tswv Yexu txav sab xaiv qhov chaw kws yuav moog ua num le caag? Nwg tsw txav sab lug ntawm Nwg tugkheej; Nwg nrhav qhov chaw kws Vaajtswv taabtom ua num; Nwg ua koom nrug Vaajtswv; hab Nwg paub tas Vaajtswv hlub Nwg heev hab yuav qha Nwg paub. Peb yuav txav sab xaiv qhov chaw kws yuav moog ua um le caag?—ca ua lawv le Tswv Yexu.

Vaajtswv taabtom ua num nyob hovtwg? Nwg taabtom ua num huv cov tuabneeg txomnyem, cov tuabneeg raug txem kaw, cov tuabneeg mob keeg, hab cov tuabneeg kws raug txomtswm. Lwm qhov kws Vaajtswv taabtom ua num yog huv peb tsev tuabneeg. Nwg xaav cawm peb tsev tuabneeg txhua leeg kuas dim. Cov kawm xaiv cov tuabneeg hab qhov chaw kws Vaajtswv taabtom ua num huv puab daim duab qauv zej zog Tubkhais Teg Num 29.

Qhuas Vaajtswu

- Ca ib leeg thov Vaajtswv kuas Vaajtswv lug nrug suavdawg nyob hab foom koobmoov.
 - Hu ob zaaj nkauj ua ke.
-

Thou Vaajtsw

- Muaj cov kawm txwb ua nkawm nrug tug kws tsw tau ua nkaws ua ntej hlo le.
 - Nyag qha nyag le lu lug teb ntawm cov lu nug lawv le nuav:
 1. Puas muaj daabtsw rua peb thov Vaajtswv paab cov tuabneeg tsw ntseeg kws koj paub kuas dim?
 2. Puas muaj daabtsw rua peb thov Vaajtswv paab koj paab tuabneeg kws koj taabtom qha?
 - Yog tug nrug ua nkawm tsw tau cuab cobqha ib leeg hlo le, thov Vaajtswv paab kuas muaj cov tuabneeg kws muaj peevxwm nyob ntawm nwg ib thaajtsaam kuas muaj fwm-chim ua rua puab moog cuab kev cobqha tau.
 - Ob leeg thov Vaajtswv ua ke.
-

Kawm

Txheeb Cov Zaaj Kawm Qub

Kev txheeb zaaj kawm qub zoo le txhua zag. Has cov kawm sawv hab has zaaj kws nyav kawm taag. Ncu ntsoov has kuas suavdawg ua yeebyaam teg hab. Txheeb plaub zaaj qub tomqaab kawg kws nyav kawm.

Yim daim duab kws paab peb ua lawv Tswv Yexu yog daabtsw?

Tug Tubrog, Tug Tshawbnrhav, Tug Saibxyuas, Tug Tseb, Leej Tub, Tug Dawbhuv, Tug Qhev, hab Tug Tsomkwm

Kev fuamvaam

*Peb yaam kws tug saibxyuas ua muaj daabtsw?
 Vaajtswv thawj lu lug saamfwm kws has rua tuabneeg yog daabtsw?
 Tswv Yexu lu lug sammfwm tomqaab kawg kws has rua tuabneeg
 yog daabtsw?
 Kuv yuav tawg paaj txw txw hab fuamvaam tau le caag?
 Ob lub havtxwv kws nyob huv tebhaw yisayee lub npe hu le caag?
 Vem le caag ob lub havtxwv ntawd sws txawv heev?
 Koj xaav thooj lub havtxwv twg?*

Kev Hlub

*Peb yaam kws Tug tsomkwm ua yog daabtsw?
 Lu lug saamfwm tseemceeb kws yuav muaj qha rua lum tug yog
 daabtsw?
 Kev hlub lug hov twg lug?
 Kev Pehawm Vaajtswv Yaam Yoojyim yog daabtsw?
 Vem le caag peb txhaj yuav tsum muaj Kev Pehawm Yaam Yoojyim?
 Yuav tsum muaj pistsawg leeg huv Kev Pehawm Yaam Yoojyim?*

Kev Thov Vaajtswv

*Peb yaam kws Tug Dawbhuv ua yog daabtsw?
 Peb yuav thov Vaajtswv le caag?
 Vaajtswv yuav teb peb tej lug thov le caag?
 Vaajtswv tug xuvtooj yog daabtsw?*

Kev Noog Lug

*Peb yaam kws tug qhev ua yog daabtsw?
 Leejtwg muaj fwjchim ntau tshaajplawg?
 Lug saamfwm plaub yaam kws Tswv Yexu muab rru cov ntseeg
 suavdawg yog daabtsw?
 Peb yuav noog lug tau le caag?
 Tswv Yexu cog lug le caag ca rua peb?*

Kev Ua Lub Neej

*Peb yaam kws tug tub ua yog daabtsw?
 Tswv Yexu lub haupaugfwjchim kws Nug swv ua dejnum yog daabtsw?*

Tswv Yexu cog lug txug Vaaj Ntsujplig dawb huv ca rua cov ntseeg suavdawg le caag ua ntej kws Nwg yuav raug ntsa sau ntoo khaublig? Tswv Yexu cog lug txug Vaaj Ntsujplig dawb huv ca rua cov ntseeg suavdawg le caag tomqaab Nwg sawv huv qhov tuag rov lug? Plaub lu lug saamfwm kws Tswv Yexu has kuas cov ntseeg nooglug txug Vaaj Ntsujplig dawbhuv yog daabtsuw?

Tswv Yexu Thooj Le Daabtsuw?

–Luka 19:10–Tuabneeg Leejtub lug nrhav cov tuabneeg kws yuamkev hab cawm puab dim.

“Tswv Yexu yog Tug Tshawbnrhav. Nwg tshawbnrhav cov tuabneeg yuamkev. Tsw taag le, Nwg tshawbnrhav Vaajtsuw le dej sab hab Vaajtsuw lub tebchaws ua ntej huv Nwg lub neej.”

Tug Tshawbnrhav



Muaj txhais teg tso rua saabsau qhovmuag hab saib moog-lug.

Peb Yaam Kws Tug Tshawbnrhav Ua Yog Daabtsuw?

–Malakau 1:37, 38–Thaus puab nrhav tau Yexu lawm, puab has rua Nwg tas, muaj tuabneeg coob coob tuaj cuag koj. Yexu teb has tas, Peb yuav tsum moog txhua nrho tej zog kws nyob huv lub tebchaws nuav, Kuv yuav tsum moog qha huv tej zejzong ntawd hab, rua qhov kuv yeej lug ua tej dejnum nuav.

1. Tug tshawbnrhav nyam nrhav qhov chaw tshab.
2. Tug tshawbnrhav nyam nrhav cov tuabneeg yuavkev.
3. Tug tshawbnrhav nyam nrhav cov swjhawm tshab.

“Tswv Yexu yog tug tshawbnrhav hab Nwg nyob huv peb. Thaum peb lawv Nwg qaab, peb yuav yog cov tshawbnrhav hab.”

Tswv Yexu Txautxwm Sab Xaiu Cou Chaw Moog Ua Dejnum Le Caag?

–Yauhaa 5:19, 20–Yexu teb puab tas, Kuv qha tseeb rua mej tas, Leejtub yeej tsw muaj cai ua ib yaam daabtsw lawv le nwg lub sab, Nwg tsuas ua tej kws Nwg pum Nwg Txwv ua xwb. Tej kws Leejtxwv ua, Leejtub txhaj le ua. Rua qhov Leejtxwv hlub Nwg Leejtub, hab Nwg qha ib puas tsaav yaam kws Nwg ua rua Leejtub. Nwg yuav qha tej dejnum kws tseemceeb dua tej nuav rua Leejtub ua hab. Tej ntaud yuav ua rua mej xaav tsw thoob le.

“Tswv Yexu has tas, ‘Kuv tsw ua ib yaam kws lug ntawm kuv lub sab hlo le.’”



Muab ib saab teg tso sau hausab hab cu taubhau rov taav ua tug qauv tas ‘tsw ua’

“Tswv yexu has tas, ‘Kuv nrhav qhov chaw kws Vajtswv taabtom ua num.’”




Tsaa ib saab teg rua saabsau qhovmuag hab saib moog rua saab xws-saab lauj.

“Tswv Yexu has tas, ‘Nwg ua num nyob hovtwg, Kuv ua koom nrug Nwg.’”



Taw teg rua ib qhov chaw tom koj hau ntej hab ncaws taubhau ua tug qauv tas “yog”


“Tswv Yexu has tas, ‘Hab Kuv paub tas Nwg hlub Kuv hab Nwg yuav qha rua Kuv pum.’”

 Tsa ob txhais teg qhuas Vaajtswv taag tes sws khaum ob txhais teg rua sau hausab.


Peb Yuav Txavtxwm Sab Xaiv Cov Chaw kws Yuav Moog Ua Vaajtswv Teg Dejnum Le Caag?

–1 Yauhaa 2:5, 6–Tabsws yog peb ua lawv le Nwg tej lug, peb txha yog cov kws muab sab npuab Vaajtswv tag tag. Yog peb has tas, peb tub nrug Vaajtswv koom ib txujsa, peb yuav tsum coj peb lub neej kuas zoo le Yexu Khetos lub. Yog peb coj peb lub neej zoo le ntawd, peb yuav paub tseeb tas, peb nrug Vaajtswv koom ib txujsa.

“Peb txavtxwm sab xaiv qhov chaw kws yuav moog ua dejnum zoo ib yaam le Tswv Yexu txavtxwm sab: Kuv yuav tsw ua ib yaam kws lug ntawm kuv lub sab xaav xwb hlo le.”

 Muaj ib saab teg tso sau hausab hab cu taubhau rov taav ua tug qauv tas ‘tsw ua’

“Kuv nrhav qhov chaw kws Vaajtswv taabtom ua num.”

 Tsa ib saab teg rua saabsau qhovmuag hab saib moog rua saab xws-saab lauj.

“Nwg ua num nyob hovtwg, Kuv ua koom nrug Nwg.”

✎ Taw teg rua ib qhov chaw tom koj hau ntej hab ncaws hau ua tug qaav tas “yog”

“Hab Kuv paub tas nwg hlub Kuv hab Nwg yuav qha rua Kuv pum.”

✎ Tsa ob txhais teg qhuas Vaaitswv taag tes sws kaum ob txhais teg rua sau hausab.

Peb Paub Tau Le Caag Tas Vaaitswv Taabtom Ua Num?

–Yauhaa 6:44–Yeej tsw muaj ib tug yuav lug cuag tau kuv, tsuas yog Leejtxiv, tug kws khaiv kuv lug nwg coj leejtwg lug, tug ntawd txhaj le lug cuag tau xwb. Thaus txug nub kawg, kuv yuav tsaatug ntawd sawv huv qhovtuag rov qaab lug.

“Yog tas muaj tej leeg mob sab kawm txug Tswv Yexu ntau ntxwv moog, koj yuav paub tas Vaaitswv saamswm ua num. Yauhaa 6:44 has tas muaj Vaaitswv ib leeg xwb kws yuav coj tuabneeg lug cuag Nwg. Peb nug, tseb noobqoob phaab ntsujplig, hab tog saib tas puav yuav muaj daabtsw tshwmswm tuaj. Yog tas muaj, peb paub tas Vaaitswv saamswm ua num.”

Tswv Yexu Saamswm Ua Num Houtwg?

–Luka 4:18-19–Tug Tswv tug Ntsujplig nrug nraim kuv. Rua qhov Nwg tsaatug kuv ua tug qha Txuj moozoo rua cov tuabneeg txomnyem. Nwg khaiv kuv moog qha txujkev cawm dim rua cov tuabneeg raug txem kaw, hab khu cov tuabneeg digmuag kuas rov pumkev, hab tso cov tuabneeg kws raug tswmtxom kuas dim. Hab

*qha rua suavdawg paub lub swjhawm kws tug Tswv yuav lug
cawm nwg haiv tuabneeg.*

1. Cov tuabneeg txomnyem
2. Cov tuabneeg raug txem kaw
3. Cov tuabneeg mob keeg (digmuaq)
4. Cov tuabneeg raug tswmtxom

“Tswv Yexu ua dejnum hab ua num rua huv cov tuabneeg lawv le nuav. Yaam nuav yog ib yaam tseemceeb kws yuav tsum ncu ca; txawm le caag los xwj, Tswv Yexu tsw tau paab lossws ua num rua txhua leeg kws txomnyem, lossws cov raug tswmtxom txhua leeg. Ntawm peb tug daagzug, peb xaav paab txhua leeg. Tabsws Tswv Yexu saib qhov chaw kws Nwg Leejtxwv saamswm ua num hab Nwg koom nrug Nwg Txwv. Peb yuav tsum ua ib yaam nkaus le ntawd. Yog tas peb yuav paab txhua leeg kws raug kev tswmtxom, qhov nuav yog peb ua lug ntswm peb tugkheej xwb.”

Lwm Qhov Kws Tswv Yexu Saamswm Ua Num Yog Houtwg?

“Koj puas paub tas Vaajtswv hluv koj tsev tuabneeg txhua leeg? Yog Vaajtswv tug dej sab kws cawm suavdawg kuas dim hab muaj lub neej nyob tsw txawj kawg nrug Nwg. Huv Vaajtswv txuj lug, muaj ntau zag kws Vaajtswv cawm tsev tuabneeg taag nrho.”

*Ntsujplig phem – tug txwvneej kws raug ntsujplig phem kaag –
Mathai 5*

“Tug txwvneej kws raug ntsujplig phem kaag hloov taag txhua yaam. Nwg xaav lawv Tswv Yexu moog, tabsws Tswv Yexu has kuas nwg rov qaab moog tsev hab qha rua suavdawg paub tas

muaj daabtsw tshwmswm huv nwg lub neej. Tuabneeg coob leej huv cov zejzog puag cig pheemfwj txug yaam kws Tswv Yexu tau ua. Thaum Vaajtswv cawm ib leeg, Nwg xaav cawm cov tuabneeg coob leej kws nyob puag cig tug ntawd hab.”

Khoneli-ab – Tubkhais Teg Num 10

“Vaajtswv has kuas Petau has lug rua Khoneli-ab. Thaum Petau has lug, Vaaj Ntsujplig dawb huv nqeg lug nyob huv Khoneli-ab hab txhua leeg kws tau nov cov lug ntawd. Khoneli-ab ntseeg hab cov tuabneeg kws nyob nrug Khoneli-ab kws nov cov lug ntawd ntseeg huv tuabsw hab.”

Tug txwvneej zuv tsev nkuaj tom nroog Filipi – Tubkhais teg num 16

“Povlauj hab xilaj tseem nyob huv nkuaj kaw txawm yog aav qeg ua rua qhovrooj nkuaj qheb. Tug txwvneej kws zuv tsev nkuaj pheemfwj heev rua yaam nuav hab muab lub sab ntseeg Tswv Yexu. Vaajtswv cawm nwg tsev tuabneeg txhua leeg kuas dim hab.”

“Tsw xob qaug zug huv kev ntseeg hab kev thov Vaajtswv kuas txhua leeg huv koj tsev tuabneeg yuav raug cawm kuas dim hab muaj lub neej ib txhws tsw txawj kawg ua ke.”

Nqai Vaaj Lug Kub Ca Cim Ncu

–Yauhaas 12:26–Tug kws xaav ua kuv tug thwjtim, tug ntawd yuav nrug kuv moog. Hab kuv nyob qhov twg, kuv tug thwjtim

yuav nrug kuv nyob qhov ntawd. Kuv Txwv yuav qhuas tug kws ua Kuv tug thwjtim.

- Suavdawg sawvntsug hab has nqai Vaaj lug kub kaum zag ua ke. Thawj rau zag, cov kawm saib nqai Vaaj lug kuj huv ntawv tau. Plaub zag tomqaab, ca suavdawg has lug ntawm qhov cim ncu xwb. Cov kawm has zaaj kawm le npe taag le maam has nqai Vaaj lug kub txhua txhua zag. Thaum has kaum zag lawm, ca suavdawg nyob tau.
- Kev ua le nuav yuav ua rua cov cobqha paub tas cov kws xyum taag lawm.

Xyum Ua Zaaj Kev Kawm

- Ca cov kawm nyob tig xubdag nrug nwg nkawm thov Vaajtswv hab sws hloov qha zaaj kws tau kawm lug.

“Tug kws muaj muag nug coob dhau yog tug koj.”

- Ua lawv cov qeb cobqha ntawm nplooj ntawv 23.
- Ncu ntsoov has cov kawm tas koj xaav ca puab ua lawv nraim zaaj kev kawm zoo le koj tau qha puab.

“Nug lug nug, nyeem Vaaj lug kub ua ke, hab teb cov lug nug lawv nraim le kuv ua nrug mej.”

- Tomqaab kws cov kawm tau qha nwg nkawm lawm, has puab kuas nrhav dua tug nkawm hab xyum ntxwv dua zag. Has cov kawm kuas xaav txug tej leeg kws puab yuav qha kev cobqha nuav rua tug ntawd tau thum puab kawm kev cov qha tav lawm.

“Swv lub swjhawm mivntswv xaav txug tej leeg kws koj paub hab yuav qha kev cobqha nuav rua tug ntawd tau tomqaab kev cobqha nuav. Sau tug ntawd lub npe rua saab sau thawj nplooj ntawv huv zaaj nuav.”

Xaus Zaaj Keu Kawm

Daim ntawv duab qha zejzrog Tubkhais teg num 29 – Feem 2 

“Sau koj Daim ntawv duab qha zejzrog Tubkhais teg num 29, sau cov duab hab sau npe rua cov chaw kws Tswv Yexu taabtom ua num. Teem chaw ca yaam tsawg tswb qhov rua huv koj daim duab kws koj paub tas Tswv Yexu taabtom ua num hab sau tug ntoo khaublig rua txhua qhov chaw ntawd. Sau ca tas Vaajtswv saamswm ua num huv cov chaw ntawd le caag.”

Keu Tshaajtawm

Kev tshaajtawm qha txug Tswv Yexu zoo le tug tubrog. Cov tubrog tawmtsaa cov yeebncuab, thev taug num nyaav hab kev nyuaj sab, hab tso cov tuabneeg raug txem kaw. Tswv Yexu yog Tug Tubrog; thaum peb ua lawv Nwg, peb yuav yog cov tubrog hab.

Taamswm kws peb koom nrug Vaajtswv ua num ntawm tej chaw kws Vaajtswv taabtom ua num, peb yuav ntswb kev tawmtsaa phaaj ntsujplig. Yog le ntawd, cov ntseeg yuav kovyeej daab ntxwngnyoog tau le caag? Peb kovyeej daab ntxwngnyoog tau lug ntawm Tswv Yexu txujkev tuag sau ntoo khaublig, ua timkhawv, hab tsw xob ntshai tuag rua txujkev ntseeg.

Kev ua timkhawv kws muaj fwjchim koom txug kev ua timkhawv txug peb lub neej thaum ua ntej peb ntseeg Tswv Yexu, txujkev kws peb paub txug Yexu Kheto, hab kev txawvtxaav huv peb lub neej tomqaab kws lug ntseeg Tswv Yexu lawm. Kev ua timkhawv yuav ua tau zoo yog tas peb swv lub swjhawm peb txug plaub feeb has cov lug tivkhawv, tsw qha peb le noobnyoog thaum lug ntseeg (vem noobnyoog tsw tseemceeb rua thaum lug ntseeg), hab peb swv cov lug kws cov tsw ntseeg kaag sab tau yoojyim.

Kev kawm zag nuav yuav xaus rua kev sws tw tas leejtwg yuav sau cov tuabneeg kws tsw tau ntseeg kws puab paub le npe tau sai tshaaj-plawg. Muaj khoomplig rua thawj peb leeg kws sau tau sai tshaaj, tabsws thaum kawg, suavdawg yog tug 'kovyeej' ua ke thaum peb paub kev ua timkhawv yaam muaj fwjchim.

Qhuas Vaajtswu

- Ca ib leeg thov Vaajtswv kuas Vaajtswv lug nrug suavdawg nyob hab foom koobmoov.
 - Hu ob zaaj nkauj ua ke.
-

Thou Vaajtsw

- Muaj cov kawm txwb nkawm nrug tug kws tsw tau ua nkaws ua ntej hlo le.
- Cov nkawm nyag qha nyag le lu lug teb ntawm cov lu nug lawv le nuav:
 1. Puas muaj daabtsw rua peb thov Vaajtswv paab cov tuabneeg tsw ntseeg kws koj paub kuas dim?
 2. Puas muaj daabtsw rua peb thov Vaajtswv paab koj paab tuabneeg kws koj taabtom qha?
- Yog tug nrug ua nkawm tsw tau cuab cobqha ib leeg hlo le, thov Vaajtswv paab kuas muaj cov tuabneeg kws muaj peevxwm nyob ntawm nwg ib thaaajtsaam kuas muaj fwm-chim ua rua puab moog cuab kev cobqha tau.
- Ob leeg thov Vaajtswv ua ke.

Kawm

Txheeb Cou Zaaj Kawm Qub

Kev txheeb zaaj kawm qub zoo le txhua zag. Has cov kawm sawv hab has zaaj kws nyav kawm taag. Ncu ntsoov has kuas suavdawg ua yeebyaam teg hab. Txheeb plaub zaaj qub tomqaab kawg kws nyav kawm.

Yim daim duab kws paab peb ua lawv Tswv Yexu yog daabtsw?

Tug Tubrog, Tug Tshawbnrhav, Tug Saibxyuas, Tug Tseb, Leej Tub, Tug Dawbhuv, Tug Qhev, hab Tug Tsomkwm

Kev fuamvaam

*Peb yaam kws tug saibxyuas ua muaj daabtsw?
 Vaajtswv thawj lu lug saamfwm kws has rua tuabneeg yog daabtsw?
 Tswv Yexu lu lug sammfwm tomqaab kawg kws has rua tuabneeg yog daabtsw?
 Kuv yuav tawg paaj txw txw hab fuamvaam tau le caag?
 Ob lub havtxwv kws nyob huv tebchaw yisayee lub npe hu le caag?
 Vem le caag ob lub havtxwv ntaud sws txawv heev?
 Koj xaav thooj lub havtxwv twg?*

Kev Hlub

*Peb yaam kws Tug tsomkwm ua yog daabtsw?
 Lu lug saamfwm tseemceeb kws yuav muaj qha rua lum tug yog daabtsw?
 Kev hlub lug hov twg lug?
 Kev Pehawm Vaajtswv Yaam Yoojyim yog daabtsw?
 Vem le caag peb txhaj yuav tsum muaj Kev Pehawm Yaam Yoojyim?
 Yuav tsum muaj pistsawg leeg huv Kev Pehawm Yaam Yoojyim?*

Kev Thov Vaajtswv

*Peb yaam kws Tug Dawbhuv ua yog daabtsw?
 Peb yuav thov Vaajtswv le caag?
 Vaajtswv yuav teb peb tej lug thov le caag?
 Vaajtswv tug xuvtooj yog daabtsw?*

Kev Noog Lug

*Peb yaam kws tug qhev ua yog daabtsw?
Leejtwg muaj fwjchim ntau tshaajplawg?
Lug saamfwm plaub yaam kws Tswv Yexu muab rru cov ntseeg
suavdawg yog daabtsw?
Peb yuav noog lug tau le caag?
Tswv Yexu cog lug le caag ca rua peb?*

Kev Ua Lub Neej

*Peb yaam kws tug tub ua yog daabtsw?
Tswv Yexu lub haupaug fwjchim kws Nwg swv ua dejnum yog daabtsw?
Tswv Yexu cog lug txug Vaaj Ntsujplig dawb huv ca rua cov ntseeg
suavdawg le caag ua ntej kws Nwg yuav raug ntsa sau ntoo khaublig?
Tswv Yexu cog lug txug Vaaj Ntsujplig dawb huv ca rua cov ntseeg
suavdawg le caag tomqaab Nwg sawv huv qhov tuag rov lug?
Plaub lu lug saamfwm kws Tswv Yexu has kuas cov ntseeg nooglug txug
Vaaj Ntsujplig dawbhuv yog daabtswv?*

Kev Tawm Moog


*Peb yaam kws tug tsawbnrhav ua yog daabtsw?
Tswv Yexu txavtxwm sab xaiv qhov chaw kws yuav moog ua dejnum
le caag?
Peb yuav txavtxwm sab xaiv qhov chaw kws yuav moog ua dejnum
le caag?
Tswv Yexu taabtom ua num hov twg?
Lwm qhov kws Tswv Yexu taabtom ua num yog hov twg?*

Tswv yexu thooj le daabtsw?

*–Mathais 26:53–Koj tsw paub lov tas yog kuv thov kuv Txwv,
taamswm ntaud, Nwg yeej yuav khaiiv nwg cov tubrog sauntuj
ntau dua kaum-ob paab lug paab kuv?*

“Tswv Yexu yog Tug Tubrog. Nwg muaj peevxwm hu kaum-ob paab tubrog sau ntuj lug paab vem Nwg yog Tug Thawj Tubrog huv Vaajtswv cov tubrog. Tswv Yexu nrug daab ntxwngnyoog sws tawmtsaaam huv phaab ntsujplig hab Nwg komyeej daab ntxwngnyoog sau tug ntoo khaublig.”

Tug Tubrog

 Tsaab raab ntaaj

Peb Yaam Kws Tug Tubrog Ua Yog Daabtsuw?

–Malakau 1:12-15–Taamswm ntaawd, Vaaj Ntsujplig txhwb Yexu moog rua tom roob mojsaab qhua. Yexu nyob tod tau plaubcaug nub. Plaubcaug nub ntaawd daab ntxwngnyoog lug ntxag hab swm Yexu sab. Yexu nyob tom qhovchaw kws tej tsajqus nyob, tabsws muaj ib cov tubkhai sauntuj lug tu Yexu. Thaus muaj tuabneeg muab Yauhaa kaw lawm, tomqaab ntaawd, Yexu moog peg Kalilai tebhaws. Yexu qha Vaajtsuw Txujmoo zoo peg. Yexu qha has tas, Tub txug lub swjhawm Vaajtsuw lug kaav tuabneeg lub sab lawm. Mej ca le tso mej tej kev txhum tseg hab lug ntseeg Txujmoo zoo.

1. Cov tubrog tawmtsaam cov yeebncuab.

“Yexu tawmtsaam cov yeebncuab hab Nwg kovyeej.”

2. Cov tubrog thev taug num nyaav hab kev nyuajsab.

“Tswv Yexu thev ntau yaam thaum kws Nwg nyob huv qaab ntuj nuav.”

3. Cov tubrog tso cov tuabneeg raug txem kaw kuas dim.

“Tswv Yexu lub tebhaws nqeg lug cawm tuabneeg kuas dim.”

“Tswv Yexu yog Tug Tubrog. Nwg saamfwm Vaajtswv cov tubrog hab tawmtsaaam daab ntswgnyoog phaaj ntsujplig. Tswv Yexu muaj kev kovyeej rua peb sau ntoo khaublig. Thaum Tswv Yexu nyob huv peb, peb yuav yog cov tubrog kws muaj kev kovyeej ib yaam nkaus hab. Peb yuav sws tawmtsaaam phaaj ntsujplig, thev tej num nyaav hab kev nyuaj sab rua peb tug thawj saamfwm, hab tso cov raug txem kaw kuas dim.”

Peb Yuav Kovyeej Daab Ntxwngnyoog Tau Le Caag?

–Qha Tshwm 12:11–Puab kovyeej nwg vem yog tug mivnyuas yaaj cov ntshaav hab vem yog puab tej lug timkhawv, txawm yog puab yuav tuag los puab tsw khauvwm puab txujsa.

LUG NTAWM MIVNYUAS YAAJ COV NTSHAAV

“Peb kovyeej daab ntxwngnyoog vem yog Tswv yexu cov ntshaav kws ndwg sau tug ntoo khaublig. Peb yog tug kovyeej lug ntawm Tswv Yexu cov ntshaav hab txhua yaam kws Nwg tau ua.”

Mivnyuas yaaj cov ntshaav



Swv tug ntivteg tug nruaj nraaj taw rua ntawm plawv xwb teg, taw rua saab xws-saab lauj.

“Thaum peb sws tawmtsaaam ntawm phaaj ntsuj-plig, ncu ntsoov tas Tswv Yexu kovyeej daab ntxwngnyoog sau ntoo khaublig lawm! Daab ntswgnyoog ntshai tshée qos nyo, nyav, hab quaj txhua zag kws nwg pum Tswv Yexu. Nwg thov kuas Tswv Yexu tso ca nwg nyob ib leeg xwb.”

“Txujxuv zoo yog Tswv Yexu nyob huv peb. Yog le ntawd, thaum twg losxwj kws daab ntxwngnyoog pum Tswv Yexu nyob huv peb lub neej, nwg cuab tshee hab nyav. Nwg quaj zoo le tug mivnyuas yau! Daab kov tsw yeej vem yog yaam kws Tswv Yexu tau ua sau ntoo khaublig! Tsw xob novqaab qhov nuav; ntxawm yog txhua yaam kws yuav ua nyuab npaum le caag, peb yuav kovyeej! Peb yuav kovyeej! Peb yuav kovyeej!”

PEB COV LUG TIMKHAWV

“Peb kovyeej daab ntxwngnyoog lug ntawm tej nrag-phom kws yog peb cov lug timkhawv. Tsw muaj leejtwg caam tau nrug cov timkhawv kws Tswv Yexu tau ua rua huv peb lub neej. Peb swv cov nrag-phom nuav tau rua txhua lub swjhawm hab txhua qhov.”

Lug timkhaws



Muaj ob txhais teg thaiv qhovncauj zoo le saamswm has lug.

TSW XOB NTSYAI TUAG

“Peb lub neej kws tsw txawj kawg huv Vaajtsv muaj kev ruaj khov. Kev nyob nrug Nwg yog qhov zoo dhau; nyob qhov ntawm nuav, peb cheemtsu kws yuav tshaajtawm Txujmoo zoo. Peb yuamkev tsw tau!”

Tsw xob ntshai tuag



Muaj ob lub cos teg lug sws npuab zoo le raug khi.

Tug Yaamntxwv Kev Ua Timkhawv Kws Muaj Fwjchim Zoo Le Caag?

KUV LUB NEEJ TOM NTEJ LUG NTSEEG TSWV YEXU

Lub neej tomntej



Taw teg moog rua tom hauv ntej saab lauj.

“Has txug koj lub neej tom ntej kws tseem tsw tau lug ntseeg Vaajtswv tas zoo le caag. Yog tas koj luj hlub lug huv tsev kws ntseeg Vaajtswv, ca koj ua tivkhawv txug yaam kws cov tsw ntseeg xaav paub txug lub neej ntseeg Vaajtswv zoo le caag.”

KUV LUG NTSEEG TSWV YEXU TAU LE CAAG

Ntswb tswv Yexu le caag



Taw teg rua tom hau ntej huv nruab nraab.

“Qha tas koj lug ntseeg Vaajtswv hab muaj lub neej lawv qaab Tswv Yexu tau le caag.”

LUB NEEJ TOMQAAB KWS LUG NTSEEG TSWV YEXU



Tig moog rua saab xws, tsaab hab txu ob txhais teg.

“Qha tas lub neej tomqaab kws lug ntseeg zoo le caag hab muaj daabtsw tshwmswm rua koj lub neej, hab kev sws raugzoo ntawm koj hab Tswv Yexu muaj nujnqe rua koj le caag.”

NUÇ COV LUÇ NUÇ KWS YOOJYIM

“Koj kev ua timkhawv thaum kawg, nug tug noog koj cov lug tas ‘Koj puas xaav paub txug lub neej ntseeg Tswv Yexu ntau dua nuav?’ Kev ua le nuav yog lu lug nug tas ‘Vaajtswv puas taabtom ua num?’”.



Taw teg rua ntawm koj taubhau zoo le koj saamswm xaav txug cov lug nug.

“Yog tas puab teb has tas ‘xaav,’ koj yuav paub tas Vaajtswv taabtom ua num rua huv lub swjhawm nuav. Vaajtswv ib leeg xwb kws yuav nqug tuabneeg lug ntseeg Nwg tau. Yog puab teb le nuav, has ntxwv txug koj txujkev ntseeg rua puab noog.”

“Yog puab teb tas ‘tsw xaav’ Vaajtswv kuj taabtom ua num, tabsws puab tsw txhwj kws yuav lug nrhav Vaajtswv. Koj thov kev tso cai ntawm cov noog kws koj yuav thov kuas Vaajtswv foom koobmoov rua puab, thov Vaajtswv rua puab hab ua koj teg dejnum ntxwv moog.”

Cov Lug Tawkev Tseemceeb Rua Txujkev Ua Timkhawv Ca Ua Lawv Yog Daabtsw?

SWS SWJHAWM UA TIMKHAWV PEB TXUÇ PLAUB FEEB

“Muaj cov tuabneeg yuav kev coob heev nyob huv qaab ntuj nuav; kev txu cov lug timkhawv kuas tuablu yuav paub rua koj paub tas leejtwg muaj sab rua Vaajtswv hab tug twg tsw muaj sab rua Vaajtswv. Tabsws tsw has ua yaam twg, ncu ntsoov ua lawv Vaaj Ntsujplig le kev koj. Cov ntseeg tshab yuav muaj kev xyivfaab

noog cov lug timkhawv ntawm peb txug plaub feeb ntau dhau le noog peb txug plaub teev!”

TSW XOB QHA KOJ LE NOOBNYOOG THAUM KOJ LUG NTSEEG

“Koj le noobnyoog thaum lug ntseeg tsw paab daabtsw, tabsws tej zag yuav ua rua tug noog kaag sab txhum thaum koj ua timkhawv. Yog tas cov kws noog koj le lug timkhawv noobnyoog yau dhau koj thaum koj lug ntseeg, puab yuav xaav tas puab tseem tog tau. Yog puab noobnyoog ntau dhau koj thaum koj lug ntseeg, puab yuav xaav tas dhau puab lub swjhawm lawm. Vaaj lug kub has tas nub nua yog nub dim. Kev qha koj le noobnyoog rua lub swjhawm nuav, feem ntau tsuas yog ua rua tug noog xemxaav xwb.”

TSW SWV COV NTSEEG LE LUG

“Tomqaab kws tuabneeg lug ntseeg tau ib ntus lawm, puab cuab swv cov lug kws lwm tug ntseeg swv. Yaam le ‘raug ntxuav huv mivnyuas yaaj cov ntshaav’ lossws ‘nqeg sau thaaj lug’ lossws ‘kuv taag nrug tug pavkev,’ cov lug zoo le nuav yuav thoog le cov lug lwm tebchaws rua cov noog koj le lug timkhawv. Peb swv cov ntseeg le lug tsawg hab tsawg npaum le kws peb yuav tseg tau, cov kws noog peb le lug timkhawv txhaj le yuav kaag sab tau ntau hab ntau.”

Nqai Vaaj Lug Kub Ca Cim Ncu

–1 Kaulithau 15:3, 4–Tej lug kws Vaajtswv muab rua kuv qha mej tawd, yog tej kws tseemceeb kawg le. Tej lug tawd has le nuav

tas, Yexu Kheto tuag theej peb suavdawg lub txhoj, hab has tas luas muab Nwg log ca. Tomqaab ntawd peb nub, Vaajtswv tsa Nwg sawv huv qhovtuag rov qaab lug, lawv le tej lug kws sau ca rua huv Vaajtswv phoo ntawv.

- Suavdawg sawvntsug hab has nqai Vaaj lug kub kaum zag ua ke. Thawj rau zag, cov kawm saib nqai Vaaj lug kuj huv ntawv tau. Plaub zag tomqaab, ca suavdawg has lug ntawm qhov cim ncu xwb. Cov kawm has zaaj kawm le npe tsawv le maam has nqai Vaaj lug kub txhua txhua zag. Thaum has kaum zag lawm, ca suavdawg nyob tau.
- Kev ua le nuav yuav ua rua cov cobqha paub tas cov kawm cim ncu nqai Vaaj lug kub tag lawm.

Xyum Kev Cobqha

- Tshaaj rua cov kawm tas, koj xaav ca puab sau puab le lug timkhaws rua huv puab phoo ntawvsau lawv tug yaamntxwv kws koj tau qha puab lawm. Has puab tas puab muaj kaum feeb sau cov lug timkhawv, taag ntawd, koj yuav hu tej leeg tawm lug has nwg cov lug timkhawv.
- Tomqaab kawm feeb lawm, has cov kawm tso puab cov cwjmem. Has rua puab tas koj yuav hu ib leeg tawm lug has nwg cov lug timkhawv. Taag ntawd, koj tog ib plag hab has rua puab tas koj yuav has koj cov lug timkhawv rua puab. Koj yuav pum tas puab lug sa lawm ntau heev.
- Has koj cov lug timkhawv rua cov kawm noog lawm cov yaamntxwv kws koj qha puab. Thuam xaus koj le lug timkhawv, rov qaab txheeb cov yaamntxwv ib qeb rua ib qeb hab nug puab tas koj puas qha lawv cov qeb ntawd.

- Huv lub swjhawm xyum kev cobqha zag nuav, koj swv lub teev lug teem swjhawm rua cov kawm ua timkhawv. Ca cov kawm nrhav nkawm hab has puab tas puab muaj peb txug plaub feeb kws yuav has puab cov lug timkhawv.

“Tug suab nrov dhau yuav yog tub coj, tug kws has nwg cov lug timkhawv ua ntej.”

- Teem swjhawm rua thawj tug kws ua timkhawv hab has tas “ca le” thaum swjhawm taag peb feeb lawm. Nug tug noog tas tug ua timkhawv puas ua lawv cov yaamntxwv kws muaj fwjchim ntawd. Taag ntawd, has tug kws tsw tau ua timkhawv has nwg le hab swv swjhawm peb feeb. Nug tug noog lawv le thawj zag.
- Thaum ob leeg ua timkhawv taag lawm, has puab moog nrhav tug nkawm tshab, xaiv tug coj hab xyum ua timkhawv ntxwv moog. Ca puab nrhav nkawm hab xyum yaam tsawg plaub zag.
- Tomqaab kws qha suavdawg lawm, has cov kawm kuas puab xaav txug tej leeg kws puab yuav qha zaaj nuav rua tug ntawd tomqaab kawm kev cobqha nuav tav tau. Hab has puab sau tug ntawd le npe rua huv puab phoo ntawv thawj nplooj huv zaaj nuav.

Ntsev Hab Suauthaaj

Swv zaaj nuav zoo le daim duab kws qha rua peb pum hab paub tau tseeb tas kev qha kws tawm huv yug lub sab lug tag tag zoo le caag.

“Cov txwv ntoo kws tu lug tshab hab sav yeej qaab heev. Cov txwv ntawd qaabzwb hab ua rua lub qhovncauj muaj kev xyivfaab

thaum tau noj! Thaum kuv xaav txug txwv puvlub, daaj hab qaabzwb, ua rua kuv qubncaug lug.”

“Kuv paub txujkev kws koj ua kuas cov txwv ntawd qaab heev tuaj tau. Rau suavthaaaj mivntswv, rua ntsev mivntswv, lossws rau hovtxob mivntswv. Ahhhhhhh! Nwg yuav qaab heev! Kuv swm tau nwnuav!”

“Ib yaam nkaus, thaum thws losxwj kws koj qha zaaj kawm lossws tshaaj Vaajtswv txuj lug, Vaajtswv cov lug yeej zoo heev txhua lub swjhawm zoo le cov txwv ntoo. Peb tswmnyog swm hab saib tas Vaajtswv Nwg zoo tag. Txawm le caag losxwj, thaum koj tshaaj Vaajtswv txuj lug lug ntawm koj lub sab, nwg yuav zoo le koj rau suavthaaaj, rau ntsev, lossws rau hovtxob rua huv cov txwv ntoo, yuav ua rua cov txwv ntoo ntawd qaab heev tuaj!”

“Yog le ntawd, thaum kws koj tshaaj Vaajtswv txuj lug rua koj nkawm zag tom ntej, kuv xaav ca koj rau ntsev, suavthaaaj, lossws hovtxob rua cov lug kws koj tshaaj.”

Xaus Zaaj Keu Kawm

**Leejtwg Yuav Sau Cov Tuabneeg tsw ntseeg Vaajtswv Le Npe
Tau Plaub-caug Leeg Sai Tshaaj plawg? ☞**

- Has cov kawm nrhu puab daim ntawvsau lug hab sau tug ib txug plaubcaug.

“Peb yuav muaj kev swstw. Peb yuav muab khoomplig rua thawj peb leeg kws sau tau sai.”

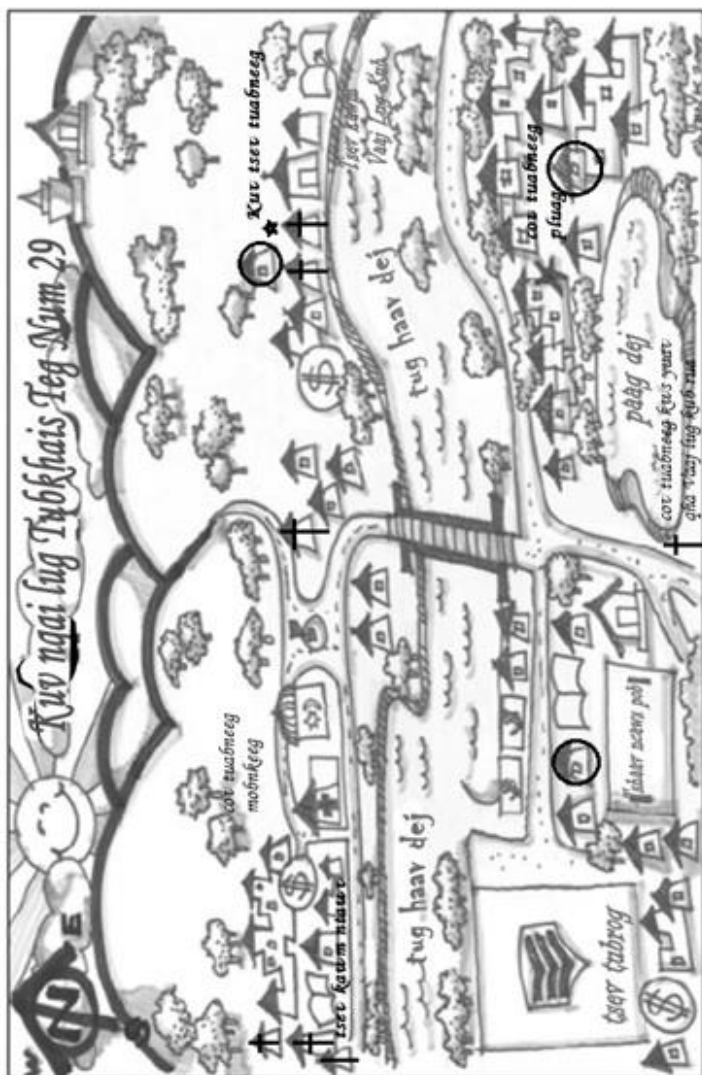
- Has suavdawg tas thaum koj has tas “sau tau” ca puab sau cov tuabneeg kws tsw tau ntseeg Vaajtswv plaubcaug leeg kws puab paub. Yog puab ncu tsw tau cov tuabneeg ntawd le npe, puab sau tej yaam kws qha txug tug tuabneeg ntawd tau, yaam le “tug txav plaubhau” lossws “tug xaa ntawv.” Saib kuas ruaj sab tas tsw muaj leejtwg sau ua ntej koj has puab sau.
- Tej leeg yuav raug kev swm sab kuas sau ua ntej thaum koj tseem qha puab. Ib yaam kws yuav paab puab tsw sau ua ntej yog has puab tsa puab tug cwjmem thaum kws koj saamswm qha puab txug zaaj nuav.
- Ca cov kawm sau cov npe. Ca tug kws sau taag lawm sawvntsug hab muab khoomplig rua thawj peb leeg kws sau taag ua ntej.

“Cov ntseeg ntau leeg has ob yaam kws has txug tas vem le caag puab txhaj tshaaj Vaajtswv txuj lug tsw tau: puab tsw puab tas yuav qha lossws tshaaj le caag hab puab tsw paub tas yuav qha rua leejtwg. Vem le nuav, peb tau khu cov teebmeem nuav lawm. Mej paub kev tshaaj Vaajtswv txuj lug lawm hab mej muaj cov tuabneeg kws mej yuav qha le npe lawm.”

- Has cov kawm kuas sau nubqub rua ntawm ntxwb leeg kws puab yuav ua timkhawv rua le npe. Txhawb puab sab kuas ua rua atib tomntej.

“Saib koj txhais teg. Koj cov ntivteg yuav ua rua koj ncu txug ntxwb tug tuabneeg yuavkev kws koj thov Vaajtswv paab puab txhua txhua nub tau. Thaum koj taabtom ntxuav dav taig, sau ntawv, lossws ntaus ntawv, ca koj ntxwb tug ntivteg ua rua koj ncu ntsoov thov Vaajtswv.”

- Has cov kawm kws nyob ua paabpawg thov Vaajtswv nrov nrov rua cov tuabneeg tsw ntseeg Vaajtswv kws puab sau npe ca huv ntawv lawm.
- Tomqaab kws thov Vaajtswv lawm, muaj ib leeg ib lub khasnoom ua khoomplig hab has rua puab tas, “peb su-abdawg yog tug komyeej rua lub swjhawm nuav vem yog peb paub txujkev tshaaj Vaajtswv txujmoo zoo hab cov tuabneeg kws peb yuav tshaaj Vaajtswv txuj lug rua puablwm.



Keu Tseb Noobqoob

Kev tseb noobqoob qha txug Tswv Yexu zoo le Tug Tseb noobqoob: cov tseb tseb noobqoob, saib hab tu nwg daim teb, hab muaj kev zoo sab xyivfaab thaum hlais hab sau cob qoobloo ntawd. Tswv Yexu yog tug tseb noobqoob hab Nwg muaj txujsa nyob huv peb; thaum peb lawv Nwg qaab, peb yog cov tseb noobqoob hab. Yog peb tseb tsawg, peb tau sau tsawg. Yog peb tseb ntau, peb yuav tau sau ntau.

Peb yuav tseb daabtsw rua huv tuabneeg lub neej? Ntxawm yog Vaajtswv txujlug mivntswv xwb los yuav txauv tau tuabneeg lub sab hab coj tau puab rov lug txug Vaajtswv tsev tuabneeg. Yog peb paub tas Vaajtswv taabtom ua num rua huv ib tug tuabneeg lub neej, ca peb qha Vaajtswv txuj lug rua tug ntawd. Peb yuav paub tau tas yog Vaajtswv le fwjchim yuav cawm tau puab dim.

Qhuas Vaajtswu

- Ca ib leeg thov Vaajtswv kuas Vaajtswv lug nruq suavdawg nyob hab foom koobmoov.
- Hu ob zaaj nkauj ua ke.

Thou Vaajtsw

- Muaj cov kawm txwb nkawm nrug tug kws tsw tau ua nkaws ua ntej hlo le.
- Ob leeg huv ib nkawm nyag qha nyag le lu lug teb ntawm cov lu nug lawv le nuav:
 1. Puas muaj daabtsw rua peb thov Vaajtswv paab cov tuabneeg tsw ntseeg kws koj paub kuas dim?
 2. Puas muaj daabtsw rua peb thov Vaajtswv paab koj paab tuabneeg kws koj taabtom qha?
- Yog tug nrug ua nkawm tsw tau cuab cobqha ib leeg hlo le, thov Vaajtswv paab kuas muaj cov tuabneeg kws muaj peevxwm nyob ntawm nwg ib thaajtsaam kuas muaj fwm-chim ua rua puab moog cuab kev cobqha tau.
- Ob leeg thov Vaajtswv ua ke.

Kawm

Txheeb Cou Zaaj Kawm Qub

Kev txheeb zaaj kawm qub zoo le txhua zag. Has cov kawm sawv hab has zaaj kws nyav kawm taag. Ncu ntsoov has kuas suavdawg ua yeebyaam teg hab. Txheeb plaub zaaj qub tomqaab kawg kws nyav kawm.

Yim daim duab kws paab peb ua lawv Tswv Yexu yog daabtsw?

Tug Tubrog, Tug Tshawbnrhav, Tug Saibxyuas, Tug Tseb, Leej Tub, Tug Dawbhuv, Tug Qhev, hab Tug Tsomkwm

Kev fuamvaam

*Peb yaam kws tug saibxyuas ua muaj daabtsw?
 Vaajtswv thawj lu lug saamfwm kws has rua tuabneeg yog daabtsw?
 Tswv Yexu lu lug sammfwm tomqaab kawg kws has rua tuabneeg
 yog daabtsw?
 Kuv yuav tawg paaj txw txw hab fuamvaam tau le caag?
 Ob lub havtxwv kws nyob huv tebchaw yisa.yee lub npe hu le caag?
 Vem le caag ob lub havtxwv ntaud sws txawv heev?
 Koj xaav thoog lub havtxwv twg?*

Kev Hlub

*Peb yaam kws Tug tsomkwm ua yog daabtsw?
 Lu lug saamfwm tseemceeb kws yuav muaj qha rua lum tug yog
 daabtsw?
 Kev hlub lug hov twg lug?
 Kev Pehawm Vaajtswv Yaam Yoojyim yog daabtsw?
 Vem le caag peb txhaj yuav tsum muaj Kev Pehawm Yaam Yoojyim?
 Yuav tsum muaj pistsawg leeg huv Kev Pehawm Yaam Yoojyim?*

Kev Thov Vaajtswv

*Peb yaam kws Tug Dawbhuv ua yog daabtsw?
 Peb yuav thov Vaajtswv le caag?
 Vaajtswv yuav teb peb tej lug thov le caag?
 Vaajtswv tug xuvtoog yog daabtsw?*

Kev Noog Lug

*Peb yaam kws tug qhev ua yog daabtsw?
 Leejtwg muaj fwjchim ntau tshaajplawg?
 Lug saamfwm plaub yaam kws Tswv Yexu muab rru cov ntseeg
 suavdawg yog daabtsw?
 Peb yuav noog lug tau le caag?
 Tswv Yexu cog lug le caag ca rua peb?*

Kev Ua Lub Neej

*Peb yaam kws tug tub ua yog daabtsw?
 Tswv Yexu lub haupaug fwjchim kws Nwg swv ua dejnum yog daabtsw?
 Tswv Yexu cog lug txug Vaaj Ntsujplig dawb huv ca rua cov ntseeg
 suavdawg le caag ua ntej kws Nwg yuav raug ntsa sau ntoo khaublig?
 Tswv Yexu cog lug txug Vaaj Ntsujplig dawb huv ca rua cov ntseeg
 suavdawg le caag tomqaab Nwg sawv huv qhov tuag rov lug?
 Plaub lu lug saamfwm kws Tswv Yexu has kuas cov ntseeg nooglug txug
 Vaaj Ntsujplig dawbhuv yog daabtsw?*

Kev Tawm Moog

Peb yaam kws tug tsawbnrhav ua yog daabtsw?

Tswv Yexu txavtxwm sab xaiv qhov chaw kws yuav moog ua dejnum le caag?

Peb yuav txavtxwm sab xaiv qhov chaw kws yuav moog ua dejnum le caag?

Tswv Yexu taabtom ua num hov twg?

Lwm qhov kws Tswv Yexu taabtom ua num hov twg?

Kev tshaajqha

Peb yaam kws tug tubrog ua yog daabtsw?

Peb yuav kovyej daab ntxwgnyoog tau le caag?

Tug yaamntxwv kev ua timkhawv kws muaj fwjchim zoo le caag?

Tej lu lug tawkev qha kws tseemceeb rua txujkev ua timkhawv ca suavdawg ua lawv yog daabtsw?

Tswv Yexu thooj le daabtsw?

–Mathais 13:36, 37–Yexu txawm ncaim cov tuabneeg ntawd moog rua huv tsev. Cov twjtim lug cuag Nwg hab has tas “Thov Koj txhais zaaj lug pevtxwv kws Koj tau has txug cov txhuv huv daim teb rua peb.” Yexu teb tas “Tug kws tseb cov noobqoob zoo yog tuabneeg Leejtub.

“Tswv Yexu yog Tug tseb noobqoob hab yog Tug Tswv hlais hab sau.”

Tug tseb noobqoob



Ua zoo le saamswm tseb noobqoob.

Peb Yaam Kws Tug Tseb Noobqoob Ua Yog Daabtsw?

–Malakaus 4:26-29–Yexu qha ntxwv has tas, “Vaajtswv lub tebchaws pev ib yaam le ib tug txwvneej moog tseb nplej rua huv nwg

daim teb. Montuj nwg pw tsaugzug, nruabnub nwg sawv lug. Nwg paub tsw taug tas cov noob ntawd tuaj kaug luj hlub lug tau le caag vem cov aav huv thaaj teb ua rua cov noob tuaj kaug hab luj hlub ua tsob, tomqaab tsob noobqoob ntawd txhawv hab cov noob hlub puv naab. Thaum sav lawm, nwg ca tuabneeg moog hlias vem txug lub caij hlias lawm.

1. Cov tseb noobqoob tseb cov zoo noob.
2. Cov tseb noobqoob saib hab tu puab daim teb zoo.
3. Cov tseb noobqoob vaam txug kev hlais hab sau noobqoob.

“Tswv Yexu yog tug Tseb Noobqoob hab Nwg nyob huv peb. Nwg cog cov zoo noobqoob rua huv peb lub sab, tabsws daab ntxwngnyoog xaav cog cov noob tsw zoo rua huv peb lub sab. Cov noob kws Tswv Yexu cog coj peb kuas muaj txujsa tsw txawj kawg. Thaum peb lawm Nwg qaab, peb yog cov tseb noobqoob ib yaam nkaus hab. Peb yuav tseb cov noob kws yog Vaajtswv txujmoo zoo. Peb yuav mob sab tu thaaj teb kws Vaajtswv khaiv peb moog tu hab peb vaamkhom txug cov nqoobloo kws yuav tau sau.


Vaajtswv Txuj Lug Yaam Yoojyim Yog Daabtsuw?

–Luka 24:1-7–Nub ib thaus kaajntug txoog, cov qospuj nqaa tej moov tshuaj tswqaab kws puab tub npaaj tseg lawm moog tom lub qhovntxaa. Puab pum daim laagzeb kws npug lub roojntxaa tub dov rua ib saab lawm. Puab moog saib huv qhovntxaa, tabsws tsw pum Tswv Yexu lub cev lawm. Puab sawvntug huv xaam hab puab xaav tsw thoob le. Taamswm ntawd, muaj ob tug txwvneej naav tsoogtsho ci ntsaa ab lug sawv ntaum puab ib saab. Cov


gospuj ntawd ntshai kawg, puab nyo hau rua huv pegteb. Ob tug txwvneej ntawd has rua puab tas, “Ua caag mej tuaj nrhav tug tuabneeg caj huv lub qhovtuag nuav? Nwg tsi nyob ntawm nuav, nwg tub sawv lug lawm. Mej tsw ncu qaab tej lug kws nwg has rua mej thaus nwg tseem nyob peg Kalilai tebchaws lov? Nwg has tas, Yeej yuav muaj tuabneeg nteg Tuabneeg Leejtub coj moog cob rua cov tuabneeg muaj txem txhais teg, puab yuav muab nwg nisa rua sau ntoo khaublig. Peb nub, nwg yuav sawv rov lug.

THAWJ ZAG ...

“Vaajtswv tswm lub ntuj kws zoo kawg nkaus.”


 Swv ob txhais teg ua lub kauj kheej luj luj.

“Nwg tswm tuabneeg lug ua ib feem huv Nwg tsev tuabneeg.”


 Muab cov ntiv teg sws qhab ua lub cos rua tom hau ntej lub xubndag.

ZAG OB...

“Tuabneeg tsw noog Vaajtswv lug hab coj kev phem, kev txomnyem, hab kev quajntsuag lug rua huv nplajteb nuav.”


 Ntaus nrwg zoo le nrug lwm tug sws ntaus.

“Yog le ntawd, tuabneeg txhaj raug faib tawm huv Vaajtswv tsev tuabneeg moog.”


 Muab cov ntiv teg sws qhab hab tso ob txhais teg sws faib.

ZAG PEB ...


“Vaajtswv xaa Nwg Leejtub Tswv Yexu lug rua huv nplajteb. Tswv Yexu coj lub neej dawbhuv.”

 Tsa teg rua sau taubhau hab txu teg nqeg rua huv qaab.


“Tswv Yexu tuag sau ntoo khaublig theej peb lub txhoj.”

 Swv ob tug ntiv teg nruab nraab sws hloov taw rua huv ob lub xwbteg.


“Nwg raug log.”

 Muab lub laujtshwb saab xws tso sau txhais teg saab lauj, qhau txhais teg xws rua tom hauvntej.

“Vaajtswv tsa Nwg sawv huv qhov tuag rov qaab lug nub peb.”


 Tsa txhais teg xws kws tsa peb tug ntis teg rov qaab.

“Vaajtswv pum Tswv Yexu le khoom fij theej peb le txem hab Vaajtswv txaus sab txais yuav khoom fij ntawd.”


 Tig xwbteg tig rua tom nrau hab txu ob txhais teg nqeg lug. Taag ntawd tsa ob txhais teg rov lug sws khaum rua sau lub sab.

ZAG PLAUB...


“Cov tuabneeg kws ntseeg Tswv Yexu yog Vaajtswv cov mivnyuas hab tau txais kev theej puab lub txhoj lawm...”

 Tsaas ob txhais teg rua tug kws yug ntseeg.


“...ntxeev dua sab tshab...”

 Tig ob lub xwbteg rua ib saab hab fee plhu rov rua ib saab.

“...hab thov kev cawm dim...”

 Ua phoov teg zoo le thov.

“...raug txais rov lug ua Vaajtswv tsev tuabneeg.”

 Muaj teg sws qhab rua ntawm xubdag.

- Qha Vaajtswv txuj lug yaam yoojyim rua cov kawm ntau zag txug thaum puab ua tau zoo lawm. Ntawm peb kev kawm paub kws dhau lug, cov ntseeg feem coob tsw paub tas yuav qha txug puab txujkev ntseeg le caag. Yog le ntawd, swv swjhawm qha puab kuas ruaj sab tau tas puab paub tseeb hab nkaagsab txug Vaajtswv txuj lug yaam yoojyim cov lug txhais.
- Paab cov kawm kuas puab ncu tau cov ntsab lug hab ua cov qauv teg tau zoo lug ntawm kev tswmmtsaas zaaj kawm. Pib ntawm thawj zag hab xyum ntau zag. Ntxwv moog, kawm hab xyum zag ob ntau zag. Taag ntawd, xyum zaaj thawj zag

hab kawm zaaj zag ob ua ke ntau zag. Tom qaab ntawd, kawm hab xyum zaaj zag peb ntau zag kuas puab ncu tau zoo. Thaum kawg, qha zaaj zag plaub rua cov kawm hab txheeb kawm ntau zag. Ua le nuav, cov kawm yuav ncu tau txhua yaam hab ua tau zoo.

Nqai Vaaj Lug Kub Ca Cim Ncu

–Luka 8:15–Cov noob nplej kws poob rua huv qhov aav zoo, pev txug cov tuabneeg kws nov Vaajtswv txujlug, puab ntseeg tag tag hab khaws txujlug ntawd ca rua huv puab lub sab, puab ua sab ntev moog txug nub kws txujlug ntawd hlub hab txw txwv.

- Suavdawg sawvntsug hab has nqai Vaaj lug kub kaum zag ua ke. Thawj rau zag, cov kawm saib nqai Vaaj lug kuj huv ntawv tau. Plaub zag tom qaab, ca suavdawg has lug ntawm kev cim ncu xwb. Cov kawm has zaaj kawm le npe tsawv le maam has nqai Vaaj lug kub txhua txhua zag. Thaum has kaum zag lawm, ca suavdawg nyob tau.
- Kev ua le nuav yuav ua rua cov cobqha paub tas cov kawm cim ncu nqai Vaaj lug kub tag lawm.

Xyum kev cobqha

- Ca cov kawm nyob tig xubdag nrug nwg nkawm thov Vaajtswv hab sws hloov qha zaaj kws tau kawm lug.
- Thov koj ua tuab zoo nyeem! Kev xyum huv zaaj nuav tsw thoov le kev xyum kws dhau lug.
- Has cov kawm nreg tig xubdag rua nwg nkawm thov Vaajtswv. Nyag nkawm nyag has zaaj Vaajtswv txuj lug yaam yoojyim hab xyum ua cov qauv teg ua ke.

- Thaum xyum nrug thawj tug taag lawm, ca puab nrhav nkawm tshab hab xyum ua ke ib yaam nkaus le thawj zag.
- Tom qaab kws xyum nrug nkawm nuav taag lawm, ca cov kawm nrhav nkawm tshab hab nrug tug ntawd xyum zaaj Vaajtswv txuj lug yaam yoojyim hab ua cov qauv teg. Xyum le nuav nrug yim leeg.
- Thaum cov kawm xyum nrug nwg cov nkawm taag lawm, has suavdawg huv puab paab has zaaj Vaajtswv txujmoo zoo yaam yoojyim hab ua cov yeebyaam teg ua ke. Koj yuav pheemfwj tas puab ua tau zoo heev tom qaab kws puab xyum ua ntau zag!

NCU NTSOOV COG COV NOOB KWS YOG VAAJTSWV TXUJ LUG ZOO!

“Ncu ntsoov cog cov noob kws yog Vaajtswv txujmoo zoo! Yog koj tsw cog cov noob, koj yuav tsw tau hlais hab sau. Yog koj cog ob-peb lub noob xwb, koj yuav tau sau tsawg. yog koj cog cov noob ntau, thaum ntawd Vaajtswv yuav foom koobmoov rua koj kuas tau sau ntau heev. Koj xaav hlais hab sau ntau los tsawg?”

“Thaum koj nug tej leeg tas puab puas xaav paub txug kev ntseeg ntau ntxwv hab puab teb tas ‘xaav’, thaum ntawd yog lub swjhawm kws yuav cog Vaajtswv txujmoo zoo le noob vem Vaajtswv taabtom ua num huv puab lub neej!”

“Tseb cov noob kws yog Vaajtswv txujmoo zoo! Tsw tseb noobqoob npaum le kws tsw muaj daabtsw rua koj hlais hab sau. Tswv Yexu yog Tug Tseb noobqoob hab Nwg vaamkhom kev sau qoobloo kws ntau heev.”

“Swv swjhawm miv ntswv lug xaav txug tej leeg kws koj qha puab tau thaum kawm kev cobqha nuav taag lawm. Sau tug ntawd lub npe rua thawj nplooj ntawm zaaj nuav.”

Xaus Zaaj Kawm Nuav

Tubkhais Teg Num 29:21 Yog Houtwg?

“Qheb koj phoo Vaaj lug kub rua ntawm Tubkhais teg num 29:21.”

- Cov kawm yuav has tas phoo ntawv Tubkhais teg num muaj neegnkaum-yim tshooj xwb.

“Kuv phoo Tubkhais teg num muaj neegnkaum-cuaj tshooj.”

- Ca cov kawm ob-peb leeg tawm lug hab ca puab taw teg rua huv phoo Tubkhais teg num 28 thaum kawg hab ca puab has tas puab kuj muaj neegnkaum-cuaj tshooj hab.

“Nuav yog ‘Tubkhais teg num 29’. Vaajtswv tau sau Vaaj Ntsujplig dawbhuv cov daagnum kws Nwg ua rua peb lub neej, hab muaj ib nub peb yuav tau nyeem cov lug ntawd. Koj xaav ca cov lug ntawd sau le caag? Koj le zeemmuag yog daabtsw? Daim duab qauv zejzog kws peb tau ua lug yog ‘Tubkhais teg num 29 tug qauv duab zejzog’ hab yog lub zeemmuag txug yaam kws Vaajtswv xaav ua rua huv peb lub neej. Kuv xaav qha kuv lub zeemmuag ntawm Tubkhais teg num 29 rua mej.”

- Qha koj lub “zeemmuag ntawm Tubkhais teg num 29” rua koj paab. Ncu ntsoov ob yaam tuabneeg: cov ntseeg hab cov tsw ntseeg. Vaajtswv xaav ca peb qha Vaajtswv txujmoo zoo rua cov tsw ntseeg hab cobqha cov ntseeg kuas txawj ua lawm Tswv Yexu hab qha puab txujkev ntseeg rua lwm tug.

“Peb daim duab qauv zejzog tubkhais teg num 29 qha txug Yexu tug ntsoo khaublig kws huv peb lug kwv. Lub swjhawm nuav, peb yuav kaag lug rua lub swjhawm kws qha txug peb daim duab qauv zejzog, thov Vaajtswv rua lwm tug, hab leeg peb lub neej kws yuav ua lawm Tswv Yexu.”

Daim Duab Qauv Zejzog Tubkhais Teg Num – Feem 3

- Has cov kawm sau lub kauj yaam tsawg peb lub rua qhov chaw kws yuav muaj cov thwjt看 tshab tau tag rua huv puab daim duab. Hab sau tug thawjcoj paab ntawd hab tug tswv tsev le npe rua ntawm ib saab.
- Yog puab tub cuab qha cov kws yuav xyum ua thwjt看 lawm, nrug puab zoo sab hab muab sau rua huv daim duab. Tabsws yog puab tswv tau cuab qha, paab puab nrhav hab saib tas hovtwg kws Vaajtswv taabtom ua num qhov ntawd.
- Zag nuav yog tom qaab kawg kws cov kawm yuav npaaj puab daim duab ua ntej kws yuav muab lug qha rua suavdawg. Yog le ntawd, pub kuas puab muaj lub swjhawm txaus npaaj.

Kwu Ntooo Khaublig

Kev kws ntooo khaublig yog zaaj kawg huv kev cobqha nuav. Tswv Yexu muaj lu lug has kuas cov ntseeg yuav tsum ua kuas peb kwv peb tug ntooo khuablig hab ua lawm Nwg txhua nub. Daim duab qha zejzoo Tubkhais teg num 29 yog peb tug ntooo khaublig le duab kws Tswv Yexu tau huv kuas peb kwv.

Ntawm zaaj kawg nuav, cov kawm qha puab daim duab qha zejzoo Tubkhais teg num 29 rua cov kawm huv nwg paab. Tom qaab kev qha daim duab txhua zag, suavdawg huv paab ntawd tso teg rua sau tug qha hab nwg daim duab hab thov Vaajtswv foom koobmoov hab tsaa nwg teg num rua nwg. Suavdawg huv paab twv tug qha nwg daim duab tas “Kwv koj tug ntooo khaublig hab lawm Tswv Yexu qaab,” peb zag. Cov kawm sws txauv qha nwg daim duab txug thaum suavdawg qha taag. Kev cobqha xaus ntawd kev hu cov nkauj kws leeg yug tug kheej lug ua thwjtim hab thov Vaajtswv lug ntawm Vaaj Ntsujplig kev coj.

Qhuas Vaajtswu

- Ca ib leeg thov Vaajtswv kuas Vaajtswv lug nrug suavdawg nyob hab foom koobmoov.
 - Hu ob zaaj nkauj ua ke.
-

Thou Vaajtsw

- Ca tug kws luj hlub phaab ntsujplig kws suavdawg fwm thov Vaajtswv kuas Vaajtswv foom koobmoov rua lub swjhawm tshwjxees kws suavdawg pub puab lub neej rua Vaajtswv.
-

Qha txujkev kawm nrug ntaubntaww

Txheeb zaaj kawm qub

Kev txheeb zaaj kawm qub kuj zoo le txhua zag, has cov kawm saww hab has cov kws puab nyav kawm taag. Saib kuas ruaj sab tas suavdawg ua yeebyaam teg.

Yim daim duab kws paab peb ua lawv Tswv Yexu yog daabtsw?

Tug Tubrog, Tug Tshawbnrhav, Tug Saibxyuas, Tug Tseb, Leej Tub, Tug Dawbhuv, Tug Qhev, hab Tug Tsomkwm

Kev fuamvaam

Peb yaam kws tug saibxyuas ua muaj daabtsw?

Vaajtswv thawj lu lug saamfwm kws has rua tuabneeg yog daabtsw?

Tswv Yexu lu lug sammfwm tomqaab kawg kws has rua tuabneeg yog daabtsw?

Kuv yuav tawg paaj txw txw hab fuamvaam tau le caag?

Ob lub havtxwv kws nyob huv tebchaw yisayee lub npe hu le caag?

Vem le caag ob lub havtxwv ntawd sws txawv heev?

Koj xaav thooj lub havtxwv twg?

Kev Hlub

*Peb yaam kws Tug tso mkwm ua yog daabtsw?
 Lu lug saamfwm tseemceeb kws yuav muaj qha rua lum tug yog
 daabtsw?
 Kev hlab lug hov twg lug?
 Kev Pehawm Vaajtswv Yaam Yoojyim yog daabtsw?
 Vem le caag peb txhaj yuav tsum muaj Kev Pehawm Yaam Yoojyim?
 Yuav tsum muaj pistsawg leeg huv Kev Pehawm Yaam Yoojyim?*

Kev Thov Vaajtswv

*Peb yaam kws Tug Dawbhuv ua yog daabtsw?
 Peb yuav thov Vaajtswv le caag?
 Vaajtswv yuav teb peb tej lug thov le caag?
 Vaajtswv tug xuvtooj yog daabtsw?*

Kev Noog Lug

*Peb yaam kws tug qhev ua yog daabtsw?
 Leejtwg muaj fwjchim ntau tshaajplawg?
 Lug saamfwm plaub yaam kws Tswv Yexu muab rru cov ntseeg
 suavdawg yog daabtsw?
 Peb yuav noog lug tau le caag?
 Tswv Yexu cog lug le caag ca rua peb?*

Kev Ua Lub Neej

*Peb yaam kws tug tub ua yog daabtsw?
 Tswv Yexu lub haupaug fwjchim kws Nwg swv ua dejnum yog daabtsw?
 Tswv Yexu cog lug txug Vaaj Ntsujplig dawb huv ca rua cov ntseeg
 suavdawg le caag ua ntej kws Nwg yuav raug ntsa sau ntoo khaublig?
 Tswv Yexu cog lug txug Vaaj Ntsujplig dawb huv ca rua cov ntseeg
 suavdawg le caag tomqaab Nwg sawv huv qhov tuag rov lug?
 Plaub lu lug saamfwm kws Tswv Yexu has kuas cov ntseeg nooglug txug
 Vaaj Ntsujplig dawbhuv yog daabtswv?*

Kev Tawm Moog

*Peb yaam kws tug tsawbnrhav ua yog daabtsw?
 Tswv Yexu txavtxwm sab xaiv qhov chaw kws yuav moog ua dejnum
 le caag?
 Peb yuav txavtxwm sab xaiv qhov chaw kws yuav moog ua dejnum
 le caag?
 Tswv Yexu taabtom ua num hov twg?
 Lum qhov kws Tswv Yexu taabtom ua num yog hov twg?*

Kev tshaajqha

*Peb yaam kws tug tubrog ua yog daabtsw?
Peb yuav kovyeej daab ntxwgnyoog tau le caag?
Tug yaamntxwv kev ua timkhawv kws muaj fwjchim zoo le caag?
Tej lu lug tawkev qha kws tseemceb rua txujkev ua timkhawv ca
suavdawg ua lawv yog daabtsw?*

Kev Tseb

*Peb yaam kws tug tseb ua muaj daabtsw?
Vaaajtswv txuj lug yaam yoojyim kws peb yuav tsum qha yog daabtsw?*

Tswv Yexu Has kuas cov ntseeg yuav tsum ua Kuas Nwg Cov Thwjtim Ua Daabtsw Tshua Nub?

–Luka 9:23–Yexu qha rua suavdawg tas, tug kws xaav nrug kuv moog ua kuv tug thwjtim, tug ntawd yuav tsum tsuj nwg lub sab, hab najnub kwv nwg tug ntoo khaublig nrug kuv moog.

“Tswj koj lub sab, kwv koj tug ntoo khaublig, hab lawm Tswv Yexu qaab.”

Plaub Lub Suab Kws Hu Peb Kuas Kwv Peb Tug Ntoos Khaublig Yog Daabtsw?

LUB SUAB SAU NTUJ CEEBTSHEEJ

–Malakaus 16:15–Yexu qha cov thwjtim has tas, Mej yuav tsum moog qha Txujmoo zoo thoob plawg huv nplajteb nuav rua suavdawg.

“Tswv Yexu hu peb sau ntuj ceebtsheej lug kuas peb qha Nwg txujmoo zoo. Nwg yog tug muaj fwjchim luj tshaaj plawg, hab

peb tswmnyog noog Nwg lug txhua lub swjhawm, noog lug taamswm ntawd, hab noog lug lug ntawd lub sab kws muaj kev hlub.”

“Nuav yog lub suab kws lug sau ntuj ceebtsheej lug.”

Lub suab saab sau



Taw ntiv teg rua sau ntuj.

LUB SUAB HUV NTUJTAWG

–Luka 16:27-28–Tug npluanuj has tas, “Txwv es, yog le ntawd thov koj khaij Laxalau rov moog lawm sau kuv txwv tsev. Kuv tseem tshuav tswb tug kwvtij nyob sau yaajceeb, kuas Laxalau moog qha rua puab, puab txhaj tsw poob lug rua huv qhov txomnyem nuav.

“Tswv Yexu has ib zaaj kws has txug tug txwvneej npluanuj kws poob rua huv ntuj tawg. Huv zaaj nuav, tug tuabneeg npluanuj xaav ca tug tuabneeg pluag kws hu ua Laxalau nqeg sau ntuj ceebtsheej lug rua huv nplajteb kuas nwg moog has rua nwg cov kwvtij tswb leeg txug qhov tseeb huv lub ntujtawg. Asnplashaas tau has tas puab has txaus lawm. Laxalau nqeg rov rua huv qaabntuj tsw tau lawm. Cov tuabneeg tuag kws moog nyob rua huv ntujtawg hu peb kuas moog qha Vaajtswv txuj lug.”

“Nuav yog lub suab huv ntujtawg.”

Lub suab huv ntujtawg



Taw ntiv teg rua huv aav.

LUB SUAB HUV LUB SAB

–1 Kaulithau 9:16–Txawm yog kuv yog tug kws qha Txujmoo zoo los kuv yeej tsw muaj lug khaav hlo le, rua qhov Vaajtswv kuas kuv qha. Yog kuv tsw qha, kuv yeej yuav muaj kev puamtsuaj xwb.

“Vaaj Ntsujplig dawbhuv kws nyob huv Povlauj tshoov Povlauj sab kuas moog qha Vaajtswv txujmoo zoo. Tuab tug Vaaj Ntsujplig dawbhuv ntawd hu peb lug qha Vaajtswv txujmoo zoo hab.”

“Nuav yog lub suab huv lub sab.”

Lub suab huv sab



Taw ntiv teg rua ntawm koj lub sab.


LUB SUAB SAAB TOMNRAU

–Cov tubkhais Teg Num 16:9–Mo ntawd, Povlauj ua ywg quastoog pum ib tug txwvneej Maxidaunia sawvntug thov Povlauj tas, “Thov koj hlaa tuaj paab peb cov kws nyob tim Maxidaunia tebchaws nuav.”

“Povlauj muaj lub homphaj yuav moog qha Vaajtswv txujmoo zoo rua E-tshia tebchaws, tabsws Vaaj Ntsujplig tsw pub nwg moog rua lub swjhawm ntawd. Nwg muaj zeemmuag pum tug txwvneej kws nyob tom Maxidaunia thov Povlauj kuas moog qha Vaajtswv txujmoo zoo. Cov tuabneeg kws tsw tau nov Vaajtswv txuj lug hab cov haiv tuabneeg huv qaabntuj nuav hu peb kuas peb kwv peb tug ntoo khaublig hab moog qha Vaajtswv txuj lug.”

“Nuav yog lub suab saab tomnrau.”

Suab saab tomnrau

 Cu teg rua cov kawm zoo le “hu puab lug ntawm nuav.”

- Txheeb kawm cov suab plaub lub suab hab ua nrug cov yeebyaam teg ntau zag hab nug cov kawm txug cov suab ntawd lub npe, cov suab ntawd lug hovtwg lug, hab cov suab ntawd has le caag.

Thou Vaajtswu

DAIM DUAB QHA ZEJZOG TUBKHAIS TEG NUM 29 

- Faib cov kawm ua paabpawg kws muaj yim leeg. Ca tug kws muaj kev luj hlub phaaj ntsujplig huv FJT ua tug coj huv paab.
- Qha cov qeb hab swjhawm ua dejnum kws puab yuav tsum ua rua cov kawm.
- Cov kawm tso puab daim duab rua huv plawv puab suavdawg hab sws hloov qha puab daim duab rua suavdawg. Thaum puab qha puab cov duab taag lawm, ca suavdawg tso teg rua sau puab cov duab lossws tug tswv duab hab thov Vaajtswv foom koobmoov hab tso fwjchim rua puab cov duab.
- Suavdawg thov Vaajtswv nrov nrov ua ke rua tug qha daim duab hab ca tug kws luj hlub phaaj ntsujplig thov Vaajtswv kaw thaum kawg lawm le Vaaj Ntsujplig dawb huv coj.

- Thaum thov Vaajtswv taag lawm, ca tug qha daim duab dov nwg daim duab hab muab kwv rua sau xubpwg. Ca suavdawg has tas “kwv koj tug ntoo khaublig hab lawm Tswv Yexu qaab,” peb zag. Taag ntawd, ca tug ntxwv moog qha nwg daim duab rua suavdawg hab ua ib yaam nkaus rua tug ntawd hab.
- Ua ntej kws yuav cuab qha daim duab ntxwv moog, ca suavdawg has tas “Kwv koj tug ntoo khaublig hab lawm Tswv Yexu qaab moog,” peb zag zoo le kws puab has thaum kws qha daim duab taag. Kev ua le nuav yuav ua rua puab paub tas puab yuav has nqai lug twg ua ke.
- Thaum kws txhua leeg huv puab paab tau qha puab cov duab taag lawm, ca puab moog koom nrug lwm paab kws qha cov duab tsw tau taag, ua le nuav moog txug thaum kws cov kawm suavdawg lug sws loos ua ke.
- Kaw kev cobqha lug ntawm kev hu nkauj qhuas Vaajtswv kws has txug kev fij yug tugkheej rua Vaajtswv hab muaj nujnqe rua cov kawm suavdawg.

FEEM 3

HAS TXUG COV
HAUVPAUG LUG

Cov ntawv muab npe lawv le huv qaab nuav muab lug qha rua suav-dawg yog tas xaav txhais lug kawm ntxwv. Huv cov tsev qha Vaajtswv txuj lug qhov chaw tshab, cov ntawv nuav tau txais cev tsosab txhais lug qha cov ntseeg tom qaab txhais phoo Vaaj lug kub lawm.

Step 1: Grow Strong in the Lord

Bright, Bill (1971). *How to Be Filled with the Holy Spirit*. Campus Crusade for Christ.

Graham, Billy (1978). *The Holy Spirit: Activating God's Power in Your Life*. W Publishing Group.

Patterson, George and Scoggins, Richard (1994). *Church Multiplication Guide*. William Carey Library.

Hybels, Bill (1988). *Too Busy Not to Pray*. Intersity Press.

Murray, Andrew (2007). *With Christ in the School of Prayer*. Diggory Press.

Packer, J. I. (1993). *Knowing God*. Intersity Press.

Piper, John (2006). *What Jesus Demands from the World*. Crossway-Books.

Step 2: Make Disciples

John Chen. *Training For Trainers* (T4T). Unpublished, no date.

Blackaby, Henry T. and King, Claude V (1990). *Experiencing God: Knowing and Doing the Will of God*. Lifeway Press.

Billheimer, Paul (1975). *Destined for the Throne*. Christian Literature Crusade.

Carlton, R. Bruce (2003). *Acts 29: Practical Training in Facilitating Church-Planting Movements among the Neglected Harvest Fields*. Kairos Press.

Hodges, Herb (2001). *Tally Ho the Fox! The Foundation for Building World-Visionary, World Impacting, Reproducing Disciples*. Spiritual Life Ministries.

Neighbour, Ralph T (1967). *Witness, Take the Stand!* Unknown Binding.

Ogden, Greg (2003). *Transforming Discipleship: Making Disciples a Few at a Time*. Intervarsity Press.

COV LUG QHA KUAS NKAAGSAB TXUG KEV COBQHA 1

Has rua tug txhais lug

Tug sau phoo ntawv nuav tso cai kuas txhais phoo ntawv qha kev cobqha nuav moog ua lwm yaam lug tau lawv le Vaajswv coj txuj hau kev. Thov kuas swv lawv le tug yaamntxwv kws tau has txug huv qaab nuav thaum txhais phoo ntawv kev cobqha Ua Lawv Le Tswv Yexu (Follow Jesus Training (FJT)):

- Peb thov qha kuas qha kev cobqha ntau ntau zag ua ntej kws yuav cuab txhais phoo ntawv nuav. Thaum txhais phoo ntawv nuav thov kuas txhais lawm le cov nqai lug, tsw xob txhais ib lu txuas ib lu. Tug yaamntxwv, yog tas nqai lug ‘Walk by the Spirit’ raug txhais tas ‘ua lub neej lawv le Vaaj ntsujplig Dawbhuv tug dej sab’ huv mej phoo ntawv Vaaj Lug Kub, tes ca swv ‘ua lub neej lawv le Vaaj ntsujplig Dawbhuv tug dej sab’ hab khu cov yeebyaam teg kuas hum nrug nqai lug ntawd.
- Thaum txhais cov lug, swv cov lug kws suavdawg nkaagsab yoojyim hab swv ‘cov lug ntseeg’ tsawg npaum le kws yuav tsawg tau.
- Swv cov lug huv phoo Vaaj Lug Kub kws cov ntseeg feem coob sws hab nkaagsab ib yaam yog phoo Vaaj lug kub raug txhais ntau zag. Yog tas phoo Vaaj Lug Kub raug txhais ib zag xwb hab cov lug huv phoo ntawv nkaagsab nyuab tes ca sau tas nqai lug ntawd nyob qhovtwg huv phoo Vaaj Lug Kub tabsws swv cov lug kws nkaagsab tau yoojyim.
- Swv cov lug lossws nqai lug kws has txug Tswv Yexu yim daim duab ntawm saab zoo. Ntau zag kws cov cobqha yuav

tsum tau swm swv ntau lu ua ntej kws yuav nrhav tau “lu kws yog” tag tag.

- Txhais lu lug “Tug tuabneeg zoo” (Saint) ib yaam le mej cov lug kws has txug tug tuabneeg kws qhuas Vaajtswv, thov Vaajtswv, hab coj lub neej zoo, ncaajnceeg, dawbhuv. Hab yog tas lu lug kws has txug Tswv Yexu txujkev dawbhuv huv mej le lug thooj ib yaam tes tsw cheemtsu swv lu lug “Tug Dawvhuv” (Holy One). Kuv sws lu lug “Tug Dawbhuv” (Holy One) huv phoo ntawv nuav vem yog lu lug “tug Tuabneeg Zoo” zoo tsw txaus kws yuav coj lug qha Tswv Yexu txujkev zoo hab ncaajnceeg.
- “Tug Tubqhev” (Servant) lu lug nuav yuav nrhav lu lug lug txhais rua phaab zoo nyuab tsawv tabsws yog ib qhov tseemceeb kws yuav tsum nrhav lu lug lug txhais. Ceevfaaj nrhav lu lug kws txhais txug lu lug nuav kuas pev txug tug tuabneeg kws ua num nyaav, muaj lub sab txu fwjchim, hab muaj lub sab xyivfaab paab lwmtug. Haiv tuabneeg feem coob yeej muaj kev xaav lossws lu lug kws has txug “Tug Tubqhev lub sab.”
- Peb khu hab swv cov yeebyaam txhua yaam thaum cobqha ntawm cov tebchaws kws nyob puag cig Thaib teb hab swv tau zoo rua txhua lub tebchaws. Yog le ntawd, mej coj cov yeebyaam moog swv rua mej haiv tuabneeg tau lawm mej lub sab hab swv tej nqai lug hab kev xaav kws mej haiv tuabneeg paub dua lawm.
- Peb xaav no txug mej teg daagnum hab xaav paab mej rua txhua yaam kws peb yuav paab tau.

Xaa xuv txug peb lossws txuas lug nrug peb ntawm *translations@FollowJesusTraining.com* peb txhab pub kev koom teg rua suavdawg tau hab pum tas muab coob leej lug cuag Vaajtswv lawm!

COV LUG QHA KUAS NKAAGSAB TXUG KEV
COBQHA 2

Cov lug nug kws muaj tuabneeg nug heev

1. Kev cobqha Tswm tsa cov thwjtim lub thawj homphaj yog Daabtsu?

Pawgntseeg miv miv (cov ntseeg kws nyob ua ke hab qhuas Vaajtswv, thov Vaajtswv, kawm Vaajtswv txuj lug, hab paab lwmtug kuas tuav txujkev ntseeg kuas ruaj) yog pawgntseeg lub hauvpaug kws ruaj khov hab nyob tau ntev moog. Peb lub homphaj yog paab txhawb cov ntseeg kws ua Vaajtswv teg daagnum kuas koj tau lwmtug lug ntseeg Vaajtswv dhau ntawm kev cobqha kuas cov ntseeg kws tuaj kawm ua lawv Tswv Yexu le kev kawm thawj peb qeb yog luj hlub huv Vaajtswv, tshaaj tawm Vaajtswv txuj moozoo, hab tswm tsa thwjtim.

Ntawm peb kev kawm paub dhau lug, cov ntseeg feem coob tseem tsw muaj kev kawm paub txug txujkev hloov cov tuabneeg huv zejzoo kws yog cov thwjtim ua. Huv txujkev tswmtsaa cov thwjtim, cov tuabneeg huv tsev sws qha thaum kawm Vaajtswv txuj lug ua ke, pawgntseeg qha cov ntseeg huv lub swjhawm kawm hab xyum ua Vaajtswv le num hab huv lub swjhawm kawm Vaajtswv txuj lug ua ke huv lub tuamtsev, cov ntseeg kws sws ntswb ua paabpawg kawm Vaajtswv txuj lug ua ke qha cov tuaj kawm ua thwjtim hab moog qha lwmtug ua thwjtim ntawm moog, hab cov pawgntseeg tshab feem coob puavleeg yog pib ntawm paab tuabneeg kws kawm Vaajtswv txujlug hab xyum ua Vaajtswv le dejnum. Ntawm txujkev ua le nuav, paabpawg thwjtim muaj nyob rua hovtwg los tau hab muaj tau txhua txhua qhov.

2. Qhov sws txawv ntawm kev cobqha hab kev qha yog Daabtsw?

Ntawm teg daagnum lub dag, kev qha qha hab pub kev xaav. Kev cobqha pub hab qha kuas muaj kev xyum hab muab lub sab rua kev kawm. Huv kev kawm, feem ntau tug xwbfbwv yog tug has cov lug qha hab cov kawm nug tej lu xwb. Ntawm txujkev cobqha, cov kawm yog cov has hab thaam txug yaam kws kawm hab tug cobqha nug cov kawm lu puas xwb. Tom qaab kev qha, yuav muaj lu lug nug tas “Puab puas nyam?” lossws “Puab puas yuav khaws tau?” tom qaab kev cobqha, lu lug nug yog “puab puas yuav ua lawv?”

3. Kuv yuav ua le caag yog kuv qha kev cobqha tsw taag lawv le lub swjhawm kws teem tseg?

Cov qeb kawm kev cobqha muaj kev tseemceeb rua ntawm kev cobqha FJT. Kev cobqha cov kawm tsw yog qha cov ntsablug rua cov kawm xwb tabsws yuav tsum qha cov kawm xyum ua lawm hab. Faib kev kawm ua ob feem qha yog tas koj tsw muaj swjhawm txaus ua ib zag qha kev cobqha taag nrho. Muab kev cov qha faib ua ob feem qha kuas ua lawm cov qeb cobqha tau zoo dua tso cov qeb kev cobqha tej nqai tseg.

Ib qhov kev swm sab yog tso koj lub ndag teg hau num hab kev xyum thaum cobqha tseg, lossws qha zoo le lub swjhawm kawm Vaajtswv txuj lug xwb. Txuj hauvkev kws ua rua fuamvaam yog ua lawm koj lub ndag hab xyum. Tsw xob hlaa cov nuav! Tabsws faib txujkev kawm ua ob feem hab cobqha txhua txhua qeb huv kev cobqha.

4. Thov pub kev xaav txug kev cuaj qha kev cobqha rua kuv puas tau?

Pib ntawm koj tug kheej vem yog koj pub yaam kws koj tsw muaj tsw tau. Kawm cov zaaj kawm huv phoo ntawv nuav hab coj lug swv rua huv koj lub neej txhua txhua nub. Tsw xob tshaaj rua coob leej tas yuav tsum kawm txug qeb twg ua ntej kws yuav cuab kev cobqha lwmtug. Tseeb tag tas koj yeej tsw muab yaam kws koj tsw muaj. Yog

tas koj yog ib tug ntseeg hab Vaaj Ntsujplig Dawbhuv nyob huv koj, yeej yog qhov kws laav tau rua koj tas koj nyob rua qeb kws cuab qha lwmtug tau lawm.

Yeej los tseeb tag tas koj yeej qha yaam kws koj tsw tau kawm lug tsw tau, hab koj yuav kawm yaam kws koj tsw tau raug qha lug tsw tau hab.

5. “Txuj cai lej 5” yog daabtsw?

Cov kawm yuav tsum xyum ua lawm txujkev kawm 5 zag ua ntej, puab txhaj muaj kev ruaj sab moog cobqha lwmtug. Thawj zag, cov kawm yuav has tas “Nuav yog kev kawm kws zoo heev. Ua tsaug ntau.” Zag ob, puab yuav has tas “Kuv xaav tas kuv qha cov kev kawm nuav tau tabsws kuv tsw tshuam ruaj sab.” Zag peb, puab yuav has tas “Cov kev kawm nuav qha tsw nyuab le kuv xaav. Tej zag kuv yuav qha tau taag nrho.”

Zag plaub, puab yuav has tas “Kuv pum tau tas cov kev kawm nuav muaj qhov tseemceeb le caag, hab kuv xaav coj moog qha lwmtug. Nwg qha yoojyim heev tuaj txhua zag kws qha kev cobqha rua lwmtug.” Zag tswb, cov kawm has tas “Kuv qha lwmtug kuas moog qha kev cobqha nuav rua lwmtug ntxwv tau. Kuv muaj kev ruaj sab tas Vaajtswv yuav swv txujkev cobqha nuav lug hloov kuv cov phoojywg hab kuv tsevneeg lub neej.”

Xyum zaaj kev kawm nrug lwm yaam tsw has “qha kuas pum” lossws “xyum ua kuas paub.” Vem qhov nuav, peb qha tas kuas xyum ua lawm zaaj kev kawm ob zag. Cov kawm xyum thawj zag nrug nwg nkawm thov Vaajtswv hab xyum yaam qub ib zag ntxwv nrug lwmtwg.

6. Vem le caag yuav swv cov yeebyaam teg ntau heev?

Thawj zag kev swv yeebyaam teg yuav saib zoo le mivnyuas yau ua sw, tabsws cov kawm yuav pum tas kev swv yeebyaam teg paab puab kuas ncu cov kev kawm tau zoo hab sai heev. Kev swv yeebyaam teg paab cov kawm lug ntawm qhov kws puab tau swv puab lub cev hab qhov kws qhovmuag pum.

Ceevfaaj rua ntawm cov yeebyaam teg. Ca tshuajntsuag cov kawm txujkevcai kuas ruaj sab tas cov yeebyaam teg kws koj swv tsw ua rua cov kawm tsw txaus sab hab tsw ua rua cov kawm nkaagsab txhum txug lwm yaam. Peb tau swv cov yeebyaam teg nuav rua ntau lub tebchaws lawm tabsws yuav yog ib qhov zoo yog koj tau tshuajntuag cov kawm le kevcai ua ntej.

Tsw xob pheemfwj yog tas cov kwstshuaj, cov tuabneeg tuav txujkevcai lossws cov taubneeg kawm ntawv qeb sab hab muaj kev txawjntsev muaj lub sab xyivfaab kawm hab xyum ua cov yeebyaam teg. Vem yog ntau zag heev kws peb nov puab has tas “Thaum kawg, kuv ruaj sab tas kuv qha cov kev kawm nuav rua lwmtug tau hab puab yuav nkaagsab hab puab yuav coj moog qha lwmtug.”

7. Vem le caag peb ua cov kev kawm kuas yoojyim?

Tswv Yexu cobqha Nwg cov thwjt看 rua txujkev kws yoojyim kawm hab cim ncu. Peb swv cov tseem yaamntxwv huv tuabneeg lub neej vem nuav yog txujkev kws Tswv Yexu ua. Cov zaaj kawm huv FJT yog txujkev kawm kws qha cov kawm ntawm puab tugkheej hab tso sab rua Vaaj Ntsujplig dawbhuv cog cov noobqoob zoo rua cov tuabneeg lub sab. Qhov yoojyim yog txuj hauvkev rua ntawm kev xyum ua lawm kev cobqha.

8. Yaam kws cov tuabneeg cobqha ua tsw yog thaum puab cobqha lwmtug yog daabtsw?

- *Puab tsw qha tej yaam kws cheemtsuam rua huv txujkev kawm hab xyum ntawm kev cobqha:* Lub swjhawm kws paab tuabneeg ntsawg ntsawg pehawm Vaajtswv ua ke muaj kev pehawm, thov Vaajtswv, hab kawm Vaajtswv txujlug ua ke. Ntawm kev cobqha kuj muaj peb yaam nuav hab tseem muaj kev xyum ua lawm cov zaaj kawm hab. Tuabneeg feem coob ntseeg tas puab laav lwmtug lug ntawm txujkev hlub tsw tau, puab txhaj hlaa feem xyum cov zaaj kawm. Txawm le caag losxwj. kev npaaj cov yaamntxwv hab cov lug nug kws tsw txav txem rua cov kawm yuav paab cov kawm kuas ib leeg paab tau ib leeg hab paab kuas puab luj hlub phaab ntsujplig.

- *Puab sws thaam ntau dhau lawm:* Huv lub swjhawm kawm cuajcaug feeb, tug cobqha yuav has qha cov kawm peb-caug feeb. Cov kawm swv swjhawm feem ntau rua kev qhuas Vaajtswv, thov Vaajtswv, faib Vaajtswv txuj lug hab xyum kev cobqha. Muaj cov tuabneeg txawjntsev huv tebhaws phaab nub poob coob leej ua yuamkev rua qeb nuav vem puab swv swjhawm huv kev cobqha rov quav.
- *Puab teeb lub homphaj kws tsawg tsw yog lub homphaj kws tau coob:* txujkev xaav tas thwjtim ib leeg coj ib leeg zoo rua huv txujkev kawm, tabsws tsw zoo rua kev xyum. Kev kawm Vaajtswv txuj lug zoo le tswmtsaa thwjtim ua paabpawg miv miv. Tswv Yexu swv swjhawm feem ntau nrug Petu, Yauhaa, hab Yakaunpau. Paab tuabneeg koom kev cobqha hab tswmtsaa cov thwjtim nrug Petu hab paab ua daagnum huv lub tuamtsev huv nroog Yeluxalee. Povlauj cov ntawv yeej los muaj cov paab tuabneeg le npe kws nwg qha hab tsaa cov tuabneeg ntawd ua thwjtim.

Qhov tseeb, tsuas muaj cov kawm kaum-tswb txug neegnkaum feem xwb kws koj cobqha yuav xyum kev cobqha hab ua tug cobqha lwmtug tabsws tsw xob qaug zug rua qhov tseeb nuav. Txawm muaj cov kawm npau nuav feem kws ua kev cobqha xwb los Vaajtswv yuav coj txuj hauvkev tswmtsaa thwjtim yog peb muaj lub sab ncaajnceeg ua Vaajtswv teg daagnum.

- *Puab cobqha rua txujkev kws tsw ua rua cov thwjtim xyum ua lawv:* Txuj hauvkev kws ua rua cov thwjtim ua lawv txujkev kawm tau yog qha kuas cov kawm ua thwjtim moog qha lwmtug ntxwv. Thaum kawg, cov tuabneeg tseemceeb tshaajplawg kws koj cobqha yuav tsw yog cov kws koj qha thawj zag, tabsws cov tuabneeg ntawd yuav yog cov kws cov kawm cobqha lwmtug ntxwv moog peb txug tswb phaum.

Lu lug nug kws yuav qheb txuj hauvkev yog “Cov thwjtim phaum ntxwv moog puas yuav qha hab ua tau txhua yaam rua lwmtug lawv le kuv tau qha puab lug lawm?” Yuav zoo le caag yog cov kawm phaum plaub cobqha, ua tug yaamntxwv rua cov kawm saib tau yaam yoojyim, hab coj txujkev kawm yaam le koj qha? Yog tas puab coj txujkev

kawm zoo le koj txhua yaam tau yoojyim tes yog puab ua lawm koj txujkev cobqha tau hab fuamvaam. Yog puab hloov txujkev kawm tes yog puab tseem ua lawv koj txujkev cobqha tsw tau.

9. Kuv yuav ua le caag yog tas tsw muaj ib tug ntseeg hlo le huw paab tuabneeg kws tsw tau nov Vaajtswv txujmoo zoo?

Kawm cov zaaj kawm huv phoo ntawv cuabyeej FJT hab cuab tswmtsaa thwjtim hab ua timkhawv rua cov tuabneeg kws tsw tau nov dua Vaajtswv txujmoo zoo. Kev cobqha Ua lawm le Tswv Yexus (FJT) pub daim duab tas Tswv Yexu yog leejtwg tau zoo rua cov tuabneeg tshawbnrhav hab qha tas kev ua ib tug ntseeg yog zoo le caag. Ntawm cov tebchaws ib thaaj tsaam thaib teb, peb tswmtsaa thwjtim ntau zag hab qha Vaajtswv txujmoo zoo rua cov tuabneeg ntawm nuav. FJT tsw pub txujkev nyuajsab tshwm rua koj thaum lug ua teg daagnum nuav.

- Nrhav cov ntseeg kws thooj le paab tuabneeg kws koj qha Vaajtswv txujlug rua puab – paab tuabneeg kws muaj kev laagluam, nomtswv, tebchaws, hab tej kevcai kws sws thooj nrug cov tuabneeg kws koj qha Vaajtswv txujlug rua puab. Qha cov ntseeg ntawd txug kev cobqha Ua lawv le Tswv Yexu, taw lub zeemmuag kws yuav moog qha puab cov phoojywg hab cov tuabneeg kws nyob ze puab.
- Moog tshaam cov tsev qha Vaajtswv txujlug hab qha rua puab paub txug cov tuabneeg kws koj tshaajtawm Vaajtswv txuj moozoo rua.
- Ntau zag Vaajtswv tub khu cov thawjcoj kuas zoo lawm (peb tseem tsw paub txug cov thawjcoj ntawd!) nrhav cov tuabneeg kws muaj leejnam lossws leejtxwv xwb huv paab tuabneeg kws koj tshaajtawm Vaajtswv txujlug hab qha rua cov thawjcoj vem yog ntau zag kws cov thawjcoj muaj lub sab xaav paab hab qha cov tuabneeg ntawd tabsws puab tsw paub txuj hauvkev kws yuav moog qha Vaajtswv txujlug rua puab.

10. Daabtsw yog thawj qeb kws cov thwjtim tshab ua thaum puab cuab cobqha lug paab thwjtim?

Txhawb cov kawm lub sab kuas puab ua lawv kev pehawm Vaajtswv yaam yoojyim kws puab tau kawm lug lawm. Paab tuabneeg qhuas Vaajtswv ua ke, taag ntawd ca suavdawg thov Vaajtswv ua ke. Huv lub swjhawm “kawm kev cobqha”, puab ib leeg qha ib zaaj huv kev cobqha FJT rua lwm tug hab qha tej zaaj huv Vaaj lug kub nrug cov lug nug txug zaaj Vaaj lug kub ntawd kws yuav coj lug swv huv suavdawg lub neej tau.

Huv lub swjhawm xyum kev cobqha, cov kawm qha zaaj kawm kws nyav kawm taag rua puab nkawm ib zag ntxwv. Cov kawm xyum kev pehawm Vaajtswv yaam yoojyim ntau zag thaum kawm kev cobqha ua rua puab muaj kev ruaj sab cuab qha nwg paab thwjtim tshab.

11. Yaam kws txawu huu cov chaw cobqha kws cov cobqha tau swv phoo ntawv cuabyeej nuav yog daabtsw?

Cov cobqha tau swv phoo ntawv cuabyeej nuav ntawm cov thaaj chaw lawv le nuav:

- *Rooj kawm kev cobqha* – Paab tuabneeg kws hum rua kev cobqha yog nyob ntawm 24-30 leeg. Lub swjhawm kws ntxwm rua kev cobqha yog ob nub txug peb nub, nyob ntawm cov kawm le qeb kev paub ntaubntawv lossws kev txawjntse.
- *Kawm txhua a-thib* – paab tuabneeg kws hum rua kev cobqha le nuav yog 10-12 leeg. Lub swjhawm kawm hab xyum yog 12 a-thib. Nrhav lub chaw kawm yog cov kawm ib leeg le tsev lossws kawm huv lub tuamtsev. Tug cobqha tej leeg swv ib a-thib qha ob zag lug ntawm kev nkaagsab tas cov kws nwg qha yuav moog qha lwmtug huv nub su kws nwg tsw tau qha puab. Pum tau tas kev ua le nuav txhawb kuas kev tswmtsaa pawgntseeg tshab kuas fuamvaam heev.
- *Chaav kawm Vaaj lug kub ua ntej pehawm Vaajtswv* – cov kawm kws hum rua lub swjhawm nuav yog 8-12 leeg vem yog zaaj kev kawm lub swjhawm kawm kev cobqha yog ib

nraab feeb hab qha ob nub su. Kev pehawm Vaajtswv yaam yoojyim yuav nraug coj lug swv txhua zag, yog le ntawd kev cobqha le nuav yuav swv swjhawm 20 a-thib.

- *Tsev kawm Vaaj lug kub* – cov cobqha tau swv kev cobqha FJT qha rua cov tub-ntxais huv cov tsev qha Vaajtswv txuj lug ib a-thib (7 nub) lossws lub swjhawm kws cov xwbfbw qha kev ua thwjtim rua cov tub-ntxais kawm ntawv.
- *Conferences*–Large Groups of up to one hundred learners can be trained in *FJT* Basic Discipleship if additional apprentices help the lead trainer with groups and with crowd logistics.
- *Pav Vaajtswv txuj lug* – Tom qaab kws qha kev cobqha FJT tav lawm, cov xwbfbw pheej qha kev kawm rua cov ntseeg huv pawgntseeg. Kev ua le nuav yuav txhawb cov thawjcoj kws cobqha lwm tug tug zug hab kev muab sab rau kev cobqha. Kev swm sab ib yaam yog “qha” cov kawm xwb tabsws tsw ca puab xyum ua lawv kev cobqha. Cov xwbfbw yuavtsum tiv thaiv qhov kev swm sab nuav thaum puab sws cov zaaj kev kawm thaum puab pav kev. Cov xwbfbw tswmnyog qha kev cobqha kws ua rua cov kawm yuav coj moog qha lwmtug ntxwv.
- *Kev swsthaam huv paab tuabneeg tshaajtawm Vaajtswv txuj moozoo* – Cov tuabneeg tshaajtawm Vaajtswv txuj moozoo thaam rua cov tuabneeg kws paab puab phaab nyabtxag hab daagzug tas puab cobqha lwmtug lug ua thwjtim rua cov kawm xyum ua lawv kev cobqha. Cov paab yuav pum ntaw zag tas puab muaj kev zoo sab kawm ua lawv Tswv Yexus lug huv txujkev kws yoojyim heev hab paub txug cov tshaabtawm Vaajtswv txuj moozoo le daagnum tom puab thaaj chaw ua num.
- *Qha* – Cov cobqha tej leeg swv cov zaaj kawm lug qha cov thawjcoj kuas puab qha lwmtug tau. Vem yog kev cobqha FJT yog ib zaaj kws txhua feem sws dhos (ib feem yuav has txug ib feem hab qha txug lwm feem), tug cobqha yuav cuab qha ntawm feem twg los tau tabsws qha kuas ruaj sab tas cov kawm pum daim duab kws ua lawv Tswv Yexu txhua nrho.

12. Kuv yuav ua le caag yog tas cov tuaj kawm ua thwjtim tsw paub ntawv?

Muaj ntau zaaj kws peb qha hab faib tau txug qhov nuav! Ib yaam kws peb yuav tau ua. Peb tseem ncu tau zoo txwv kev cobqha ib zag huv Thaib teb kws cov kawm feem ntau yog cov ntxhais hab nam tsev tuabneeg tojrooj xwb. Ntawm puab le kevcai, cov ntxhais raug txwv pub kawm ntawv moog txug thaum puab hlub tav hluas. Qhov nuav txhais tau tas feem coob yeej tsw tau kawm ntawv hlo le.

Ntawm kev cobqha, cov ntxhais hab cov nam tsev nyob noog twb ywv xwb thaum cov tub hab cov txwv tsev kawm. Txawm yog le caag los xwj, lug ntawm kev cobqha ua lawv le Tswv Yexu, cov ntxhais hab cov nam tsev tau koom kev cobqha peb nub. Peb thov ib leeg nyeem Vaaj lug kub nrov nrov (zoo dhau suavdawg nyeem nrov nrov ua ke) hab faib cov ntxhais ua ib paab ib paab kws muaj tswb txug rau leeg (tsw ca ua nkawm le txhua zag) huv lub swjhawm koj qha. peb nub kws cobqha puab, suavdawg muaj kev zoo sab kua muag dhwg thaum cov ntxhais hab cov nam tsev has tas “txwj nuav moog, peb muaj tej yaam zoo kws yuav faib tau rua lwmtug lawm.”

COV LUG QHA KUAS NKAAGSAB TXUG KEV
COBQHA 3

Tshuajntsuag cov zaaj kawm

Ua ntej kev cobqha ...

- *Thov kev koom teg paab thov Vaajtsww* – Npaaj kaum-ob leeg ua ib paab thov Vaajtsww rua kev cobqha ua ntej kev cobqha hab thaum taabtom cobqha. Qhov nuav tseemceeb heev!
- *Npaaj ib leeg lug paab kev cobqha* – Npaaj ib leeg kws tau kawm kev cobqha FJT: tswmtsaa thwjtim lug paab koj.
- *Caw cov kawm* – Caw cov kawm lawv le puab le kevcai. Koj yuav caw cov kawm lug ntawm kev sau ntawv moog caw lossws has puab kuas paub xwb los tau. Cov kawm kws zoo kawg nkaus rua kev cobqha yog 24-30 leeg. Yog tas koj muaj cov paab koj coob leej, koj cobqha txug 100 leej los tau. Kev cobqha Tswmtsaa cov Thwjtim Kuas Tsaa Tau Lwm tug tseem huv rua lub swjhawm kws qha txhua txhua a-thib kws muaj cov kawm peb leeg lossws ntau moog.
- *Npaaj txhua yaam kuas meej* – Npaaj chaw kawm, mov-zaub, hab npaaj tsheb hab nqe tsheb rua cov kawm kuas txhwj.
- *Chaav kawm kws tsw ua rua cov kawm raug mob* – Npaaj ob lub rooj rau ntawv hab cwjmem rua tom qaab chaav kawm, npaaj cov rooj nyob puag cig chaav kawm hab tig xubdag ua ke hab tso lub tshaav huv plaw ca tau ua yeebyaam thaum kawm kev cobqha. Lossws pua lev huv chaav kawm yog tas tsw nyav nyob rooj. Npaaj khoom noj hab dej qaabzwb lossws kafe rua lub swjhawm su ib nub ob zag.
- *Npaaj ntaub ntawv, khoom swv txhua yaam* – Npaaj Vaajlug kub, txag sau, ntawv, cwjmem, cov kawm phoo ntawv, phoo

ntawv cuabyeej, hab cov ntawv kws yuav sws sau daim duab zej zog tubkhais teg num 29, hab cov xim kws yuav swv sau huv daim duab.

- *Npaaj lub swjhawm pehawm Vaajtswv* – Npaaj cov ntawv nkauj rua cov kawm txhua leeg. Nrhav tug txawj ntaus nkauj-nog-ncaas hab thov nwg paab koj. Cov zaaj kawm huv kev cobqha kws tau qha lawm tas yuav hu cov nkauj zoo le caag.
- *Npaaj lwm yaam khoom kws koj cheemtsu swv* – Npaaj zaig roj maab, fwj dej, hab khoom plig.

Huv lub swjhawm cobqha...

- *Tsw koj nruj rua lub swjhawm cobqha* - cob lawv swjhawm cobqha tabsws tsw koj nruj hab pub swjhawm koom nrug Vaajtswv rua yaam kws Vaajtswv tau ua rua huv cov kawm lub neej.
- *Yomceev rua kev xyum kev cobqha hab cov lug qha* – saib kuas ruaj sab tas cov kawm ib leeg xyumm qha ib leeg txhua zag tom qaab kws koj qha cov kawm lawm. Yog tsw xyum cobqha, cov kawm yuav tsw muaj kev ruaj sab moog qha lwm tug. Qha cov ntsab lug tuablu zog zoo dua le txav swjhawm xyum kev cobqha. Kev xyum kev cobqha hab cov zaaj kawm yog cov yumswj kws yuav qheb kev rua kev cobqha hab cov ntseeg kuas fuamvaam.
- *Koom nrug txhua leeg thaum puab koj cov kawm* – sws hloov cov kawm kuas puab thov Vaajtswv kaw txhua zag kws kawm tav ib zaaj ib zaaj. Thaum kawg ntawm kev cobqha, txhua leeg yuav tsum tau thov Vaajtswv xaus kev kawm ib zag yog yaam tsawg. Cov kawm yuav tsum sws hloov koj txhua qeb huv kev pehawm Vaajtswv yaam yoojyim huv puab paab kws kawm ua ke.
- *Txhawbnqaa hab leegpaub cov kawm le khoomplig* – txhawbnqaa cov kawm kuas puab swv puab le khoomplig thaum kawm kev cobqha. Thov cov kawm swv puab le khoomplig huv kev cobqha; ntaus nkauj nog ncaas, tog txais, thov Vaajtswv, qha, ua kev lomzem, paab lwm tug...

- *Txheeb cov qub, txheeb cov qub, txheeb cov qub* – tsw xob hlaa dhau kev txheeb cov kev kawm qub thaum cuaj kawm txhua zag. Thaum cobqha taag, cov kawm yuav ncu cov lug nug, lug teb, has cov qauv teg kws ua yeebyaam tau taagnrho. Ncu ntsoov has cov kawm kuas puab xyum cobqha lwm tug laww le koj tau qha puab lawm. Ca puab xyum kev cobqha nrug tug kws puab qha.
- *Npaab kev sojnruag* – sau yaam kws cov kawm tsw nkaagsab ntawm txhua phaab, txhua zaaj lossws cov lug nug kws cov kawm nug koj. Cov kws koj sau ca nuav yuav paab koj hab tug kawm tau sojnruag mej tugkheej tom qaab.
- *Tsw xob hlaa dhau kev pehawm Vaajtswv yaam yoojyim* – kev pehawm Vaajtswv yaam yoojyim yog phaab kws tsom tseeg tsw tau hlo le huv kev cobqha. Yog cov kawm coj kev pehawm tau zoo, puab yuav muaj kev ruaj sab moog cobqha lwm tug hab pib pawgntseeg tau tom qaab kws kawm kev cobqha tav lawm.

Tom qaab kev cobqha...

- *Soj ntsuag txhua phaab huv kev cobqha nrug tug paab koj* – swv swjhawm nrug tug paab koj huv kev cobqha lug txheeb hab soj ntsuag lub swjhawm cobqha. Sau txhua yaam kws zoo hab tsw zoo hab npaaj khu kuas zoo rua zag ntxwv moog kws rov qaab qha cov kawm.
- *Nrhav cov tuabneeg kws muaj lub sab paab lug paab koj rua kev cobqha zag tom ntej* – Xaiv cov kawm kws muaj sab rau rua kev cobqha hab muaj yaamntxwv zoo ntawm tug thawjcoj ob txug peb leeg lug paab koj rua kev cobqha zag tom ntej.
- *Txhawb cov paab kev cobqha lwmtug sab kuas coj phoojywg tuaj koom kev cobqha zag tom ntej* – Thawb cov tuabneeg kws paab koj kuas romqaab tuaj hab coj phoojywg tuaj koom kev cobqha rua zag tom ntej. Kev ua le nuav yuav paab txhwb kuas muaj cov kawm hab cov cobqha kws yuav moog qha lwmtug coob tuaj tau sai.

Swjhawm qha kev cobqha

Sws swjhawm lawv le huv qaab nuav qha kev cobqha kws sws swjhawm peb nub lossws 12 A-thib. Txhua zaaj kawm sws swjhawm ib teev hab 30 feeb hab sws cov qeb kev cobqha ntawm nplooj ntawm 22.

Swjhawm kawm 3 nub

Nub 1		Nub 2		Nub 3	
8:30	Tog txais	8:30	Pehawm yaam yoojyim	8:30	Pehawm yaam yoojyim
10:00	Su	9:00	Kev nooglug	9:00	Kev tshaajtawm Vaajtswv txujmoo zoo
10:15	Kev fuamvaam	10:30	Su	Xyum kev ua thwjtim	
12:00	Noj suv	10:45	Kev coj lub neej	10:30	Su
1:00	Kev hlub	12:00	Noj suv	10:45	Kev lawv qaab
3:15	Su	1:00	Pehawm yaam yoojyim	12:00	Noj suv
3:30	Thov Vaajtswv	1:30	Kev tawm moog	1:00	Kev kws ntoo khaublig
5:00	Noj mo	3:15	Su		
		3:30	Kev tshaajtawm Vaajtswv txujmoo zoo		
		5:00	Noj mo		

Swjhawm kawm txhua a-thib

A-thib 1	Tog txais	A-thib 7	Walk
A-thib 2	Kev fuamvaam	A-thib 8	Pehawm yaam yoojyim
A-thib 3	Kev hlub	A-thib 9	Kev tawm moog
A-thib 4	Pehawm yaam yoojyim	A-thib 10	Kev tshaajtawm Vaajtswv txujmoo zoo
A-thib 5	Thov Vaajtswv	A-thib 11	Kev lawv qaab
A-thib 6	Kev nooglug	A-thib 12	Kev kws ntoo khaublig

LWM YAAM CUABYEEJ

Peb muaj cuabyeej ntau yaam kws yuav paab koj le kev cobqha rua lwmtug kuas puab lug cuag Vaajtswv tau lawv le lub npe hu qaab nuav:

www.FollowJesusTraining.com

Cov cuabyeej muaj nrug:

1. Cov ntsablug hab kev nkaagsab ntawm kev cobqha lug ntawm tug sau phoo ntawv nuav.
2. VDO kws qha cov yeebyaam teg huv phoo ntawv cuabyeej nuav.
3. Kev txhais phoo ntawv cuabyeej nuav muaj qhov sws txawv, yog le ntawd, tshuajntuag phoo cuabyeej kws hum rua mej haiv tuabneeg ua ntej kws yuav swv. Tej phoo yog phoo ntawv cuabyeej phoo qub kws muaj 75 feem-pua xwb kws thooj le phoo tshab.

Cov lug kws phoo ntawv cuabyeej nuav raug txhais lawm:

Arabic	Japanese	Punjabi
Bengali	Karen	Russian
Burmese	Khmer	Shan
Chin	Korean	Spanish
French	Lao	Tagalog
German	Malay	Tamil
Hindi	Mandarin	Telegu
Hmong	Pashto	Thai
Indonesian	Portuguese	Vietnamese